

Xchanging Solutions Limited

ANNUAL REPORT 2020-21

## TABLE OF CONTENTS

1. Boards' Report	3
2. Management Discussion and Analysis	19
3. Corporate Governance Report	24
4. Business Responsibility Report	41
5. Standalone Financial Statements	50
6. Consolidated Financial Statements	96
7. Form AOC-1	145
8. Notice	146

## BOARD OF DIRECTORS

Henry D'Souza	- Independent Director
Nonavinakeri Srinivasaiyengar Rama ("Rama NS")	- Independent Director
Venkatesh Venkatasubba Ramanandashastry Shastry ("Venkatesh Shastry")	- Independent Director
Gidugu Tatavarti Kalpana ("Kalpana Tatavarti")	- Non-Executive Director
Chandrasekhara Rao Boddaju	- Managing Director and Chief Executive Officer
Shrenik Kumar Champalal	- Whole Time Director and Chief Financial Officer

## COMPANY SECRETARY & COMPLIANCE OFFICER

Aruna Mohandoss  
Tel +91 80 4364000  
E-mail: [compliance@xchanging.com](mailto:compliance@xchanging.com)

## STATUTORY AUDITORS

Deloitte Haskins & Sells LLP  
ASVN Ramana Towers, 52, Venkatnarayana Road,  
T Nagar, Chennai, 600017, Tamil Nadu, India

## REGISTERED OFFICE

Kalyani Tech Park -  
Survey No 1, 6 & 24,  
Kundanhalli Village, K R Puram, Hobli,  
Bengaluru – 560066, Karnataka  
Phone : +91 80 43640000  
Email : [compliance@xchanging.com](mailto:compliance@xchanging.com)  
Website: [www.dxc.com](http://www.dxc.com)  
CIN : L72200KA2002PLC030072

## REGISTRAR AND TRANSFER AGENT

KFin Technologies Private Limited,  
Selenium Tower B, Plot 31 - 32  
Gachibowli, Financial District,  
Nanakramguda, Hyderabad – 500 032, Telangana  
Phone : +91 40 67162222  
Toll free number: 1-800-309-4001  
Email : [einward.ris@kfintech.com](mailto:einward.ris@kfintech.com)  
Website : [www.kfintech.com](http://www.kfintech.com)

## LIST OF ALL ANNEXURES

---

### A. BOARDS' REPORT

- Annexure – I** Particulars of contract/arrangements with related parties (Form AOC-2)
- Annexure – II** Secretarial Audit Report (Form MR – 3)
- Annexure – III** Remuneration to Directors / KMP / Employees
- Annexure – IV** Certificate of Non-disqualification of Director
- Annexure – V** Annual Report on CSR activities of the Company
- Annexure – VI** Conservation of Energy, Research and Development, Technology Absorption, Foreign Exchange Earning and Outgo

### B. CORPORATE GOVERNANCE REPORT

- Annexure – A** Compliance Certificate
- Annexure – B** Certificate on Corporate Governance Report

## BOARDS' REPORT

Dear Shareholders,

The Board of Directors ("Board") is pleased to present the Twentieth Annual Report and the Audited Financial Statements of the Xchanging Solutions Limited ("Company") for the financial year ended March 31, 2021.

### A. FINANCIAL RESULTS

The highlights of standalone and consolidated financial results of the Company for the financial year ended March 31, 2021 and March 31, 2020 are as under:

(INR in Lakhs)

PARTICULARS	STANDALONE		CONSOLIDATED	
	For the Financial year ended Mar 31, 2021	For the Financial year ended Mar 31, 2020	For the Financial year ended Mar 31, 2021	For the Financial year ended Mar 31, 2020
Total Income	5,548	5,838	21,167	19,494
Total Expenditure	3,328	3,205	14,200	13,565
Profit before Finance Costs, Depreciation and Tax	2,332	2,721	7,131	6,086
Depreciation & Amortization	87	77	138	144
Finance Costs	25	11	26	13
Profit / (Loss) before Tax	2,220	2,633	6,967	5,929
Income Tax (including deferred tax)	399	364	723	459
Net Profit / (Loss) after Tax	1,821	2,269	6,244	5,470
Other Comprehensive Income/(Expenditure)	2	3	(285)	818
Total Comprehensive Income/(Expenditure)	1,823	2,272	5,959	6,288
Earnings/(Loss)per share Rs.	1.63	2.04	5.60	4.91

### B. REVIEW OF OPERATIONS

During the financial year ended March 31, 2021, the consolidated income of the Company was Rs.21,170/- Lakhs as against Rs.19,494/- Lakhs during the previous year ended March 31, 2020. At a standalone level, the total income of the Company for the financial year ended March 31, 2021 amounted to Rs.5,548/- Lakhs compared to Rs.5,838/- Lakhs during the previous year ended March 31, 2020.

The COVID-19 pandemic has emerged as a global challenge, creating disruption across the world. The physical and emotional wellbeing of employees continues to be a top priority for the Company, with several initiatives to support employees and their families during the pandemic. The Covid-19 impact on the revenue of the Company was less severe than what was anticipated at the start of the pandemic.

### C. MANAGEMENT DISCUSSION AND ANALYSIS

Management Discussion and Analysis Report for the financial year ended March 31, 2021 as stipulated under Regulation 34(2)(e) of the SEBI (Listing Obligation and Disclosure Requirements) Regulations, 2015 ("Listing Regulations")

is presented in a separate section and forms an integral part of this Report.

### D. DIVIDEND

The Board does not recommend a dividend.

### E. TRANSFER TO RESERVES

During the financial year under review, the Company has not transferred any amount to the General Reserve.

### F. SUBSIDIARY COMPANIES

Your Company has 3 (three) direct subsidiaries and 1 (one) step down subsidiary as on March 31, 2021.

#### Liquidation status of Subsidiary Companies

The Board of Directors of the Company approved liquidation of Xchanging Solutions (Europe) Limited ("XSEL"), wholly owned subsidiary on May 23, 2019 and the liquidation is still under process. XSEL has received tax clearance from the UK tax authorities for the closure of the liquidation of XSEL. XSEL paid £4,204.64 to the Company as distribution of the surplus assets in the liquidation. The Liquidator will prepare the final account for circulation to the shareholder i.e. XSL. On receipt of consent from the XSL on the final accounts, the Liquidator will file the final account electronically at Companies House within 2 weeks and XSEL will be dissolved in approx 3 months from the date of filing.

The liquidation process of Xchanging Solutions (Malaysia) Sdn Bhd, Malaysia, a step down subsidiary (Wholly owned subsidiary of Xchanging Solutions Singapore Pte Ltd.) is complete and it's status on the Company Commission of Malaysia is updated as dissolved. NexPLICIT Infotech India Private Limited, a step down subsidiary (Wholly owned subsidiary of Xchanging Solutions (USA) Inc.) is under liquidation.

Except as mentioned above, during the financial year ended March 31, 2021 under review, there have been no material changes in the business of the subsidiaries. In terms of Section 129(3) of the Companies Act, 2013 ('Act'), the Company has prepared a statement containing the salient features of the Financial Statements of subsidiaries in the prescribed Form AOC-1 which is attached to the Financial Statements of the Company.

The Financial Statements of Subsidiary Companies are being uploaded on website of the Company <https://www.dxc.com/en/en/about-us/xchanging-solutions-limited-investor-relations> for inspection by the shareholders. Any member desirous of obtaining a copy of the said financial statements may write to the Company. The Financial Statements including the consolidated Financial Statements and all other documents required to be attached with this report have been uploaded on to the website of your Company viz. <https://www.dxc.com/en/en/about-us/xchanging-solutions-limited-investor-relations>.

### G. RELATED PARTY TRANSACTIONS

All Related Party Transactions are placed before the Audit Committee for approval as per the Related Party Transactions Policy of the Company as approved by the Board. The policy is also uploaded on the website of the Company and can be

accessed through the link <https://www.dxc.com/in/en/about-us/xchanging-solutions-limited-investor-relations>. All related party transactions that were entered into during the financial year were on an arm's length basis and were in the ordinary course of business. The disclosure of transactions with the related parties are provided in the notes to the Standalone Financial Statements, forming part of the Annual Report.

Particulars of contracts or arrangements with related parties in the prescribed Form AOC-2, is provided as **Annexure – I** to this Boards' Report.

### H. AUDITORS

#### (i) Statutory Auditors and Auditors' Report

The Shareholders of the Company in the 16<sup>th</sup> AGM of the Company had appointed M/s. Deloitte Haskins & Sells LLP, Chartered Accountants, (Firm Registration No. 117366W/W-100018), ("Deloitte") as the Statutory Auditors of the Company to hold office from the conclusion of the 16<sup>th</sup> AGM till the conclusion of the 20<sup>th</sup> AGM of the Company and are eligible for reappointment.

Pursuant to provisions of Section 139 of the Act and the Rules made there under, the Board upon the recommendation of Audit Committee proposes to reappoint Deloitte as Statutory Auditors of the Company from the conclusion of ensuing 20<sup>th</sup> Annual General Meeting till the conclusion of the 25<sup>th</sup> Annual General Meeting. They have furnished their consent letter and certificate confirming the eligibility under Section 141 of the Act and Rules made thereunder.

The Statutory Auditors had carried out audit of financial statements of the Company for the financial year ended March 31, 2021 pursuant to the provisions of the Act. The reports of Statutory Auditors forms part of the Annual Report. The reports are self-explanatory and does not contain any qualifications, reservations or adverse remarks.

#### (ii) Secretarial Auditor

Pursuant to the provisions of Section 204 of the Act and the Companies (Appointment and Remuneration of Managerial Personnel) Rules, 2014, the Company has appointed Mr. Ankush Agarwal, Partner, MAKS & Co., Company Secretaries [FRN P2018UP067700], to undertake the Secretarial Audit of the Company. Accordingly, in terms of provisions of Section 204(1) of the Act, a Secretarial Audit Report for the financial year ended March 31, 2021 given by the Secretarial Auditor of the Company in prescribed Form MR-3 is provided as **Annexure -II**.

The Secretarial Audit Report does not contain any qualification, reservation or adverse remark.

#### (iii) Reporting of Frauds by Auditors

During the year under review, the Statutory Auditors and the Secretarial Auditor have not reported any instances of frauds committed in the Company by its Officers or Employees, to the Audit Committee under Section

143(12) of the Act, therefore no detail is required to be disclosed under Section 134(3)(ca) of the Act.

### I. PARTICULARS OF LOANS, GUARANTEES, INVESTMENTS AND SECURITIES

Details of loans, Guarantees and Investments covered under Section 186 of the Act are provided in the notes to financial statements.

### J. PUBLIC DEPOSITS

Your Company has neither invited nor accepted any deposits from public within the meaning of Section 73 of the Act read with Companies (Acceptance of Deposits) Rules 2014 during the period under review.

### K. EMPLOYEES

#### (i) Key Managerial Personnel (KMP)

The following have been designated as the Key Managerial Personnel of the Company pursuant to Sections 2(51) and 203 of the Act read with the Companies (Appointment and Remuneration of Managerial Personnel) Rules, 2014:

- Mr. Chandrasekhara Rao Boddoju, Managing Director and Chief Executive Officer
- Mr. Shrenik Kumar Champalal, Whole Time Director and Chief Financial Officer
- Ms. Aruna Mohandoss, Company Secretary

#### (ii) Employees' Stock Option Plan (ESOP)

During the period under review, no ESOP scheme exists in the Company.

#### (iii) Particulars of Employees and Related Disclosures

In accordance with the provisions of Section 197(12) of the Act read with Rule 5 of the Companies (Appointment and Remuneration of Managerial Personnel) Rules, 2014, a statement containing the disclosures pertaining to remuneration and other details as required under the Act and the above Rules, are appended to this Report as **Annexure III**.

The statement containing names of top ten employees in terms of remuneration drawn and the particulars of employees as required under Section 197(12) of the Act read with Rule 5(2) and 5(3) of the Companies (Appointment and Remuneration of Managerial Personnel) Rules, 2014, is provided in a separate annexure forming part of this report.

Further, the report and the accounts are being sent to the Members excluding the aforesaid annexure. In terms of Section 136 of the Act, the said annexure is open for inspection and any member interested in obtaining such information may write an email to the Company Secretary at [compliance@xchanging.com](mailto:compliance@xchanging.com) and the same will be furnished on such request.

The Board of Directors affirm that the remuneration paid to employees of the Company is as per the Remuneration Policy of the Company.

### L. BOARD AND COMMITTEES

#### (i) Directors

As on March 31, 2021, the Board of Directors comprises of six directors out of which 2 are Executive Directors, 3 are Independent Directors and 1 is Non-Executive - Non-Independent Director.

Based on the recommendation of the Nomination and Remuneration Committee, Mr. Shrenik Kumar Champalal was re-appointed as the Whole Time Director by the Board. The Board of Directors recommend the re-appointment of Mr. Shrenik Kumar Champalal as the Whole Time Director for a period of three years w.e.f. March 31, 2021 to March 30, 2024, to the shareholders for their approval in the ensuing Annual General Meeting. The Company has received requisite notice in writing from member of the Company proposing his candidature as Director of the Company.

Pursuant to the provision of Section 152(6) of the Companies Act, 2013. Mr. Chandrasekhara Rao Boddaju, Managing Director of the Company, being longest in the office, retire by rotation at the ensuing Annual General Meeting and being eligible offer himself for the re-appointment. Your Board of Directors recommend his re-appointment.

Brief resume and other details relating to the directors, who are to be appointed/ re-appointed as stipulated under Regulation 36(3) of the Listing Regulations and Secretarial Standards issued by ICSI, are furnished in the Notice of Annual General Meeting forming part of the Annual Report.

Further, pursuant to the provisions of Section 149 of the Act, the Independent Directors have submitted declarations that each of them meet the criteria of independence as provided in Section 149(6) of the Act along with Rules framed thereunder and Regulation 16(1)(b) of the Listing Regulations. The Independent Directors have also confirmed that they have complied with Schedule IV of the Act and Company's Code of Conduct.

Further, in terms of Regulations 25(8) of the Listing Regulations, the Independent Directors have confirmed that they are not aware of any circumstance or situation, which exist or may be reasonably anticipated, that could impair or impact their ability to discharge their duties with an objective independent judgment and without any external influence.

All Directors have affirmed that they are not debarred from holding the office of a Director by virtue of any SEBI order or any other such Authority.

The Company has taken the certificate from Mr. Ankush Agarwal, Partner, MAKS & Co., Company Secretaries [FRN P2018UP067700], that none of the directors on the Board of the Company have been debarred or disqualified from being appointed or continuing as directors of Companies by the Board/Ministry of Corporate Affairs or any such statutory authority. The Certificate is annexed to this Report as **Annexure – IV**.

Further, in the opinion of the Board, the Independent Directors fulfill the conditions specified in Listing Regulations and they are independent of the management.

#### (ii) Board Evaluation

Pursuant to the provisions of Section 134(3)(p) of the Act and Regulation 4 of Listing Regulations, the Board has carried out an annual performance evaluation of its own performance, and the evaluation of the working of its Committees. The manner in which the evaluation has been carried out has been explained in the Corporate Governance Report.

#### (iii) Remuneration Policy

The remuneration paid to the Directors is in line with the Nomination and Remuneration Policy formulated in accordance with Section 178 of the Act and Regulation 19 of the Listing Regulations (including any statutory modification(s) or re-enactment(s) thereof for the time being in force).

The relevant Policy(ies) have been uploaded on the website of the Company and can be accessed through the link <https://www.dxc.com/in/en/about-us/xchanging-solutions-limited-investor-relations>.

#### (iv) Board/Committee Composition and Meetings

A calendar of meetings is prepared and circulated in advance to the Directors. The details of composition of Board and Committee and their meetings held during the year are given in the Corporate Governance Report. The intervening gap between the meetings was within the period prescribed under the Act and the Listing Regulations.

#### (v) Familiarization Programme and Separate Meeting of Independent Directors

During the financial year ended March 31, 2021, a separate meeting of the Independent Directors of the Company was held on May 22, 2020 without the attendance of Non-Independent Directors and the Management team.

During their meeting held on May 22, 2020, the Independent Directors discussed the matters specified in Schedule IV of the Act and Regulation 25 of the Listing Regulations.

The Nomination and Remuneration Committee of the Company at its meeting held on February 27, 2015 had approved a familiarization programme for Independent Directors of the Company. The Familiarization programme for Independent Directors is available at <https://www.dxc.com/in/en/about-us/xchanging-solutions-limited-investor-relations>.

#### (vi) Audit Committee

This Committee comprises the following Directors viz. Mrs. Rama NS (Chairperson of the Committee), Mr. Henry D'Souza, Mr. Venkatesh Shastry, and Mr. Shrenik Kumar Champalal. The Company Secretary acts as the



Secretary to the Committee. Details of the Audit Committee have been provided in Corporate Governance Report.

All the recommendations of the Audit Committee were accepted by the Board.

### **(vii) Directors' Responsibility Statement**

Pursuant to Section 134(5) of the Act, your Directors, based on the representations received from the Management and after due enquiry confirm that:

- (a) in the preparation of the annual accounts for the financial year ended March 31, 2021, the applicable accounting standards have been followed along with proper explanation relating to material departures;
- (b) the Directors have selected accounting policies and applied them consistently, and made judgments and estimates that are reasonable and prudent so as to give a true and fair view of the state of affairs of the Company as at March 31, 2021 and of the profit of the Company for the financial year ended on that date;
- (c) the Directors have taken proper and sufficient care for the maintenance of adequate accounting records in accordance with the provisions of the Act for safeguarding the assets of the Company and for preventing and detecting fraud and irregularities;
- (d) the Directors have prepared the annual accounts on a going concern basis;
- (e) the Directors have laid down adequate Internal Financial Controls to be followed by the Company and such Internal Financial Controls were adequate and operating effectively during the financial year ended March 31, 2021; and
- (f) the Directors had devised proper systems to ensure compliance with the provisions of all applicable laws and that such systems were adequate and operating effectively throughout the financial year ended March 31, 2021.

## **M. GOVERNANCE**

### **(i) Corporate Governance**

The Company is committed to uphold the highest standards of Corporate Governance and to adhere to the requirements set out by the Securities and Exchange Board of India. A detailed report on Corporate Governance along with the Certificate of Mr. Ankush Agarwal, Partner, MAKS & Co., Company Secretaries [FRN P2018UP067700], confirming compliance with conditions of Corporate Governance as stipulated under Schedule V of the Listing Regulations forms an integral part of this Report.

### **(ii) Vigil Mechanism / Whistle Blower Policy**

The Company has established a whistle blower policy and also established a mechanism for directors and employees to report their concerns. The details of the same are explained in the Corporate Governance Report. During the year under review, the Board of

Directors based on the recommendation of the Audit Committee has amended the Whistle Blower Policy to inter alia, enable employees to report incidents of leak or suspected leak of unpublished price sensitive information in line with the changes made in the SEBI (Prohibition of Insider Trading) Regulations, 2015. As per the Whistle Blower Policy implemented by the Company, Employees, Directors, customers, dealers, vendors, suppliers, or any Stakeholders associated with the Company are free to report illegal or unethical behaviour, actual or suspected fraud or violation of the Company's Codes of Conduct or Corporate Governance Policies or any improper activity to the Chairman of the Audit Committee of the Company. During the year under review, no complaint pertaining to the Company was received under the Whistle Blower Policy. The Vigil Mechanism/Whistle Blower Policy is available at <https://www.dxc.com/in/en/about-us/xchanging-solutions-limited-investor-relations>.

### **(iii) Risk Management**

The Company has a Risk Management process which provides an integrated approach for managing the risks in various aspects of the business. The detailed framework is provided in the Management Discussion and Analysis Report.

### **(iv) Internal Financial Controls**

Your Company has in place adequate internal financial controls with reference to the financial statements. The internal financial control system of the Company is supplemented with internal audits, regular reviews by the management and checks by external auditors. The Audit Committee ensures adequacy of the system. The Statutory Auditors of the Company also provide their opinion on the internal financial control framework of the Company.

During the year under review, no material or serious observation has been highlighted for inefficiency or inadequacy of such controls.

### **(v) Disclosure under the Sexual Harassment of Women at the Workplace (Prevention, Prohibition and Redressal) Act, 2013**

The Company has in place an Anti-Sexual Harassment Policy in line with the requirements of the Sexual Harassment of Women at Workplace (Prevention, Prohibition and Redressal) Act, 2013. The Internal Complaints Committee ("ICC") has been set up to redress the complaints received regarding sexual harassment. All employees are covered under this policy.

The following is the summary of the complaints received and disposed-off during the financial year ended March 31, 2021:

- a) No. of complaints filed during the financial year: Nil
- b) No. of complaints disposed of during the financial year: Nil
- c) Number of complaints pending as on end of the financial year: Nil

The Company has complied with provisions relating to the constitution of Internal Complaints Committee under the Sexual Harassment of Women at Workplace (Prevention, Prohibition and Redressal) Act, 2013.

### N. CORPORATE SOCIAL RESPONSIBILITY INITIATIVES

Section 135 of the Act and the Companies (Corporate Social Responsibility Policy) Rules, 2014 have been amended substantially with effect from January 22, 2021.

In line with the said amendments, Corporate Social Responsibility Committee had formulated and recommended a Corporate Social Responsibility (CSR) Policy to the Board. The Board, at its meeting held on May 31, 2021, amended the existing CSR Policy. The CSR Policy is available on the Company's website at <https://www.dxc.com/in/en/about-us/xchanging-solutions-limited-investor-relations>.

In terms of the provisions of the Act read with the amended Companies (Corporate Social Responsibility Policy) Rules, 2014, the Annual Report on CSR activities in the format prescribed under Annexure-II of the said Rules is annexed to this Report and marked as **Annexure –V**.

### O. CONSERVATION OF ENERGY, RESEARCH AND DEVELOPMENT, TECHNOLOGY ABSORPTION, FOREIGN EXCHANGE EARNINGS AND OUTGO

The information as per Section 134(3)(m) of the Act read with Rule 8 of the Companies (Accounts) Rules, 2014 regarding Conservation of Energy, Research & Development, Technology Absorption and Foreign Exchange Earnings and Outgo is annexed herewith as **Annexure –VI**.

### P. BUSINESS RESPONSIBILITY REPORT

Pursuant to Regulation 34(2) of the Listing Regulations read with SEBI Circular No. CIR/CFD/CMD/10/2015 dated November 4, 2015, the Business Responsibility Report describing the initiatives taken by the Company from an environmental, social and governance perspective forms part of this Annual Report.

The Business Responsibility Report forms part of the Annual Report and can also be accessed on the Company's website at <https://www.dxc.com/in/en/about-us/xchanging-solutions-limited-investor-relations>.

### Q. OTHER DISCLOSURES

#### (i) Share Capital

There was no change in the paid-up share capital of the Company. As on March 31, 2021, the paid-up capital of the Company was Rs. 1,114,037,160/-. This comprises 111,403,716 equity shares of Rs. 10/- each fully paid-up.

The Company has not issued any sweat equity shares or equity shares with differential rights during the financial year.

#### (ii) Delisting Update

The Company vide letter no. XSL/SE/2020-21/11 dated August 05, 2020 had informed the Stock Exchanges that it has received a letter dated August 05, 2020 from DXC

Technology India Private Limited, a member of the promoter / promoter group of the Company expressing the intention to either individually, or along with one or more members of the promoter/promoter group of the Company, to launch an offer to voluntarily delist the Company's equity shares from BSE Limited ("BSE") and the National Stock Exchange of India Limited ("NSE") by acquiring all the equity shares held by the public shareholders of the Company, in accordance with the Delisting Regulations and other applicable provisions of law ("Delisting Offer").

Further, the Board of Directors of the Company in their meeting held on August 28, 2020 have considered and granted their approval for the said Delisting Proposal and to seek shareholders' approval for the said proposal.

Postal Ballot notice for voluntary delisting was dispatched to all the shareholders on September 04, 2020. Newspaper advertisement and intimation to Stock Exchanges have been made accordingly. E-Voting on Postal Ballot has commenced on September 05, 2020 and was completed on October 04, 2020. The Postal Ballot voting result and scrutinizer report were filed with the Stock Exchanges on October 05, 2020. 48.18% of the total 25% minority Public shareholders casted their vote, out of which 97.87% casted FOR the Delisting Special Resolution ("DSR") and 2.13% casted AGAINST DSR. As the number of votes casted in favour of the DSR was more than 2/3rd of the total votes casted, the DSR proposed by the Company through Postal Ballot is considered passed by the Shareholders under the Companies Act, 2013 with requisite majority. Next step for the Promoter was to make an application for In-principal approval for Delisting with the Stock Exchanges.

XSL received a communication from the Acquirer vide its letter dated October 23, 2020 stating that the Acquirer has approved an Indicative Price of Rs. 56.50 per share ("Indicative Price") at which the Acquirer will be willing to accept the shares tendered in the delisting offer. Further, the aforesaid letter states that the Indicative Price should in no way be construed as a restriction on the public shareholders to tender the equity shares at price higher than the Indicative Price and that it may be noted that the Acquirer reserves the right to reject the final price discovered through the reverse book building process in terms of the Delisting Regulations if it is higher than the Indicative Price. The same was filed with the Stock Exchanges.

Application for In-principal approval for Delisting of the Company was submitted with both the Stock Exchanges BSE and NSE on January 15, 2021. DXC Technology India Private Limited (Acquirer) had published the Public Announcement dated January 30, 2021 in the newspapers on February 01, 2021 and the Letter of Offer and Bid Forms were dispatched to the Shareholders on February 02, 2021 and the same was duly informed to the Stock Exchanges. The Bid Window was open from February 09, 2021 to February 15, 2021. The total number of Offer Shares validly tendered by the Public



Shareholders in the Delisting Offer was 1,32,61,919 Offer Shares, which is less than the minimum number of Offer Shares required to be accepted by the Acquirer in order for the Delisting Offer to be successful in terms of Regulation 17(1)(a) of the Delisting Regulations. Thus, the Delisting Offer is deemed to have failed in terms of Regulation 19(1) of the Delisting Regulations. Same was published in the newspapers and intimated to the Stock Exchanges.

### (iii) Statutory Disclosures

None of the Directors of your Company are disqualified as per provision of Section 164(2) of the Act. The Directors of the Company have made necessary disclosures as required under various provisions of the Act and the Listing Regulations.

### (iv) Extract of Annual Return

Pursuant to Section 92(3) read with Section 134(3)(a) of the Act the Annual Return as on March 31, 2021 is available on the Company's website at <https://www.dxc.com/in/en/about-us/xchanging-solutions-limited-investor-relations>.

### (v) Compliance of Secretarial Standards

During the financial year under review, the Company has complied with applicable Secretarial Standards on Board and General Meetings specified by the Institute of Company Secretaries of India pursuant to Section 118 of the Act.

### (vi) Appointment of Independent Director in an unlisted material Subsidiary

Pursuant to Regulation 24 of the Listing Regulations, Mr. Henry D'Souza, Independent Director of the Company has been appointed as Independent Director w.e.f. April 1, 2019 on the Board of Directors of Company's unlisted material subsidiary i.e. Xchanging Solutions (USA) Inc and Xchanging Solutions Singapore Pte Limited.

### (vii) Responsibility

#### For Standalone:

The Company's Board of Directors is responsible for the information included in the Boards' Report including Annexures to Board's Report, Management Discussion and Analysis and Corporate Governance Report including annexures thereon

#### For Consolidated:

The Parent Company's (Xchanging Solutions Limited) Board of Directors is responsible for the information included in the Boards' Report including Annexures to the Board's Report, Management Discussion and Analysis and Corporate Governance Report including annexures thereon

### (viii) Material changes and commitments affecting the financial position of the Company

There have been no material changes and commitments

affecting the financial position of the Company which have occurred between the end of the financial year to which the financial statements relate and the date of this Report.

### (ix) Significant and material orders

During the Financial Year 2020-21, there were no significant and material orders passed by the Regulators or Courts or Tribunals impacting the going concern status and the Company's operations in future. Further, no penalties have been levied by the SEBI or any other regulator during the year under review.

### (x) Listing

Equity Shares of your Company are listed on National Stock Exchange of India Ltd. and BSE Ltd. Your Company has paid required listing fees to Stock Exchanges for FY 2021-22.

### (xi) Maintenance of Cost Records

The maintenance of cost records, for the services rendered by the Company, is not required pursuant to Section 148 (1) of the Act read with Rule 3 of the Companies (Cost Records and Audit) Rules, 2014.

### (xii) Chief Executive Officer (CEO) and Chief Financial Officer (CFO) Certificate

In terms of the Listing Regulations, the certificate, as prescribed in Part B of Schedule II of the said Regulations, has been obtained from Mr. Chandrasekhara Rao Boddaju, Managing Director & Chief Executive Officer and Mr. Shrenik Kumar Champalal, Whole Time Director & Chief Financial Officer, for the Financial Year 2020 - 2021 with regard to the Financial Statements and other matters. The said Certificate is attached herewith as **Annexure – B** and forms part of Corporate Governance Report.

### ACKNOWLEDGEMENTS:

Your Directors would like to express their sincere appreciation for the co-operation and assistance received from the Company's Bankers, Regulatory Bodies and Stakeholders including other business associates who have extended their valuable sustained support and encouragement during the year under review.

Your Directors also wish to place on record their deep sense of gratitude and appreciation for the commitment displayed by executives, officers and staff at all levels of the Company, resulting in the successful performance of the Company during the year under review. We look forward to your continued support in the future.

### For and on behalf of the Board of Directors,

**Chandrasekhara Rao Boddaju**  
Managing Director & Chief  
Executive Officer

**Shrenik Kumar Champalal**  
Whole Time Director &  
Chief Financial Officer

Place: Bengaluru  
Date: May 31, 2021

## ANNEXURE – I TO BOARDS' REPORT

**Form No. AOC-2**  
**(Pursuant to clause (h) of sub-section (3) of Section 134 of the Act and Rule 8(2)**  
**of the Companies (Accounts) Rules, 2014)**

Form for disclosure of particulars of contracts/arrangements entered into by the Company with related parties referred to in sub-section (1) of Section 188 of the Companies Act, 2013 including certain arm's length transactions under third proviso thereto.

**1. Details of contracts or arrangements or transactions not at arm's length basis –**

- (a) Name(s) of the related party and nature of relationship: Nil
- (b) Nature of contracts/arrangements/transactions: Nil
- (c) Duration of the contracts / arrangements/transactions: NA
- (d) Salient terms of the contracts or arrangements or transactions including the value, if any: NA
- (e) Justification for entering such contracts or arrangements or transactions: NA
- (f) Date(s) of approval by the Board: NA
- (g) Amount paid as advances, if any: NA
- (h) Date on which the special resolution was passed in general meeting as required under first proviso to Section 188: NA

**2. Details of material contracts or arrangement or transactions at arm's length basis**

- (a) Name(s) of the related party and nature of relationship: **Xchanging Solutions USA Inc, Wholly owned subsidiary of the Company**
- (b) Nature of contracts/arrangements/transactions: **ITeS off-shore Services**
- (c) Duration of the contracts / arrangements / transactions: **Ongoing**
- (d) Salient terms of the contracts or arrangements or transactions including the value, if any: **Xchanging Solutions Limited has been providing ITeS off-shore services to Xchanging Solutions USA Inc as per the terms in the agreement.**
- (e) Date(s) of approval by the Board, if any: **NA**
- (f) Amount paid as advances, if any: **Nil**

**For and on behalf of the Board of Directors,**

**Chandrasekhara Rao Boddaju**  
**Managing Director & Chief Executive Officer**

**Shrenik Kumar Champalal**  
**Whole Time Director & Chief Financial Officer**

**Place: Bengaluru**  
**Date: May 31, 2021**

## ANNEXURE – II TO BOARDS' REPORT

### MR-3

#### Secretarial Audit Report

For the Financial period ended 31st March 2021

[Pursuant to Section 204(1) of the Companies Act, 2013 and Rule No. 9 of the Companies (Appointment and Remuneration of Managerial Personnel) Rules, 2014]

To,  
The Members,  
Xchanging Solutions Limited  
Kalyani Tech Park, Survey No. 1, 6 & 24,  
Kundanhalli Village, K R Puram, Hobli,  
Bangalore, Karnataka – 560 066  
[CIN: L72200KA2002PLC030072]

We have conducted secretarial audit of the compliance of applicable statutory provisions and adherence to good corporate practices by M/s. Xchanging Solutions Limited (hereinafter called "the Company"). The secretarial audit was conducted in a manner that provided us a reasonable basis for evaluating the corporate conducts/statutory compliances and expressing my opinion thereon.

Based on our verification of M/s. Xchanging Solutions Limited's books, papers, minute books, forms and returns filed and other records maintained by the Company and also the information provided by the Company, its officers and authorized representatives during the conduct of secretarial audit, we hereby report that in our opinion, the Company has, during the audit period covering the financial year ended on 31<sup>st</sup> March 2021 (Commencing from April 1, 2020 to March 31, 2021), complied with the statutory provisions listed hereunder and also that the Company has proper Board processes and compliance mechanism in place to the extent based on the management representation letter/ confirmation received from the management, in the manner and subject to the reporting made hereinafter. The members are requested to read this report along with our letter dated May 31, 2021, annexed to this report as **Annexure – A**.

1. We have examined the books, papers, minute books, forms and returns filed and other records maintained by the Company for the financial year ended on 31<sup>st</sup> March, 2021 according to the applicable provisions of:
  - i) The Companies Act, 2013 (the Act) and the rules made thereunder;
  - ii) The Securities Contracts (Regulation) Act, 1956 ('SCRA') and the rules made thereunder;
  - iii) The Depositories Act, 1996 and the regulations and bye laws framed thereunder;
  - iv) Foreign Exchange Management Act, 1999 and the rules and regulations made thereunder to the extent of Foreign Direct Investment, Overseas Direct Investment and External Commercial Borrowings;
  - v) The following Regulations and Guidelines prescribed under the Securities and Exchange Board of India Act, 1992 ('SEBI Act):-
    - I. The Securities and Exchange Board of India (Substantial Acquisition of Shares and Takeovers) Regulations, 2011;
    - II. The Securities and Exchange Board of India (Prohibition of Insider Trading) Regulations, 2015;
    - III. The Securities and Exchange Board of India (Issue of Capital and Disclosure Requirements) Regulations, 2018 (*Not applicable to the Company during the audit period*);
    - IV. The Securities and Exchange Board of India (Share Based Employee Benefits) Regulations, 2014 (*Not applicable to the Company during the audit period*);
    - V. The Securities and Exchange Board of India (Issue and Listing of Debt Securities) Regulations, 2008 (*Not applicable to the Company during the audit period*);
    - VI. The Securities and Exchange Board of India (Buyback of Securities) Regulations, 2018 (*Not applicable to the Company during the audit period*);
    - VII. The Securities and Exchange Board of India (Registrars to an issue and share transfer agents) Regulations, 1993 regarding the Companies Act and dealing with clients (*Not applicable as the Company is not registered as Registrar to an Issue and Share Transfer Agent during the audit period*);
    - VIII. The Securities and Exchange Board of India (Delisting of Equity Shares) Regulations, 2009; and
    - IX. The Securities and Exchange Board of India (Listing Obligations and Disclosure Requirements) Regulations, 2015.
2. We, further report that, having regard to the compliance system prevailing in the Company and on examination of the relevant documents and records, on test check basis, management confirmation in pursuance thereof, the Company has complied with Information Technology Act, 2000 and the rules made there under, applicable specifically to the Company and general laws like Labour Laws, Employees Provident Funds Act, Employees State Insurance Act, as applicable to the Company, during the financial year 01 April, 2020 to 31 March, 2021.

## Annexure – II to Boards' Report

3. We have also examined compliance with the applicable clauses of the following:
- Secretarial Standards issued by The Institute of Company Secretaries of India, with respect to board and general meetings (hereinafter referred as 'Secretarial Standards'). We noted that the Company is generally regular in complying with the Secretarial Standards; and
  - The Securities and Exchange Board of India (Listing Obligations and Disclosure Requirements) Regulations, 2015 (hereinafter referred as "SEBI (LODR) Regulations, 2015") and the Listing Agreements entered into by the Company with the National Stock Exchange of India Limited (hereinafter referred as "the NSE") and the BSE Limited (hereinafter referred as "The BSE") (collectively hereinafter referred as 'the Stock Exchanges').
4. During the period under review, to the best of my knowledge and belief and according to the information and explanations given to me, the Company has generally complied with the provisions of the Acts, Rules, Regulations and Agreements mentioned above, to the extent applicable.
5. We further report that compliance of applicable financial laws including Direct and Indirect Tax Laws by the Company has not been reviewed in this audit since the same has been subject to review by the Statutory Auditors.
6. We further report that:
- The Board of Directors of the Company is duly constituted with proper balance of Executive Directors, Non-Executive Directors and Independent Directors. The Board also has women directors. There is no change in the composition of the Board of Directors during the period under review.
  - Adequate notice is given to all directors to schedule the Board Meetings. Notice of Board meetings was sent at least seven days in advance and system exists for directors to seek and obtain further information and clarifications on the agenda items before the meetings and for their meaningful participation at the meetings. Decisions of Board/Committee were carried through majority. We are informed that there were no dissenting members' views on any of the matters during the year that were required to be captured and recorded as part of the minutes.
  - There are adequate systems and processes in the Company commensurate with the size and operations of the Company to monitor and ensure compliance with applicable laws, rules, regulations and guidelines.
  - We further report that during the audit period the Company had following events which had bearing on the Company's affairs in pursuance of the above referred laws, rules, regulations, standards, guidelines etc.
- [A] During the period under review, one of the Promoter of the Company, DXC Technology India Private Limited ("Acquirer"), through a letter dated August 5, 2020, conveyed its intention to the Company to:
- acquire, either individually, or together with one or more members of the promoter/promoter group of the Company, all the equity shares held by the public shareholders of the Company; and
  - consequently, voluntarily delist the equity shares of the Company from the BSE Limited and the National Stock Exchange of India Limited in terms of the provisions of the Securities and Exchange Board of India (Delisting of Equity Shares) Regulations, 2009 ("Delisting Regulations") ("Delisting Proposal").
- The aforesaid Delisting Proposal was approved by the Board of Directors of the Company on August 28, 2020 in terms of Regulation 8(1)(a) of the Delisting Regulations subject to approval of the shareholders of the Company through a Postal Ballot in accordance with the Delisting Regulations and subject to any further approvals as required under applicable law including the Delisting Regulations. Further, as on August 28, 2020, the Acquirer along with other members of the promoter group held 83,552,787 Equity Shares, representing 75% of the total equity issued and paid-up share capital of the Company and the Public Shareholders held 27,850,929 Equity Shares representing 25% of the total equity issued and paid-up share capital of the Company.
- On October 4, 2020, the Shareholders of the Company approved the aforesaid proposal as Special Resolution through Postal Ballot in compliance with the provisions of the Companies Act, 2013 read with the provisions of Regulation 8(1)(b) of the Delisting Regulations.
- Subsequently, in response to the Delisting Offer by the Acquirer, the total number of Offer Shares validly tendered by the Public Shareholders were 13,261,919 Offer Shares, which were less than the minimum number of Offer Shares required to be accepted by the Acquirer in order for the Delisting Offer to be successful in terms of Regulation 17(1)(a) of the Delisting Regulations. Thus, the Delisting Offer was deemed to be failed in term of Regulation 19(1) of the Delisting Regulations. Following the same, the Acquirer published necessary Post Offer Public Announcement for failure of the Delisting Offer in newspapers on February 17, 2021.
- [B] During the period under review, XTSL, had filed voluntarily settlement application in terms of the SEBI (Settlement Proceedings) Regulations, 2018 ('Settlement Regulations') proposing to settle, without admitting or denying the findings of fact and conclusions of law, through a settlement order, the probable enforcement proceedings for the alleged violation of Regulations 3, 4 and 5 read with Regulation 13 of the SEBI (Substantial Acquisition of Shares and Takeovers) Regulations, 2011 ("SAST Regulations") and for the delayed compliance in maintaining MPS. XTSL had paid the amount of Rs. 65,24,132/- (Rupees Sixty Five Lakh Twenty Four Thousand One Hundred and Thirty Two only) on

## Annexure – II to Boards' Report

January 19, 2021 by way of summary settlement amount and a settlement order has been passed by the Adjudicating Authority on February 16, 2021.

**Note:** Due to COVID-19 outbreak worldwide and lockdown imposed by respective State Governments, we have not been able to do process audit and physical verification of books, papers, minute books, forms and returns filed and other records maintained by the Company and same have been verified electronically on emails only.

For **M/s. MAKS & Co.,**  
**Company Secretaries**  
[FRN P2018UP067700]

**Ankush Agarwal**  
**Partner**  
**Membership No:** F9719  
**Certificate of Practice No:** 14486  
**UDIN:** F009719C000379022

**Place:** Noida, U.P.  
**Date:** May 31, 2021

---

### **Annexure – A to Secretarial Audit Report dated May 31, 2021**

To,  
The Members,  
Xchanging Solutions Limited  
Kalyani Tech Park, Survey No. 1, 6 & 24,  
Kundanhalli Village, K R Puram, Hobli,  
Bangalore, Karnataka – 560 066  
[CIN: L72200KA2002PLC030072]

Our Secretarial Audit Report dated May 31, 2021 is to be read with this letter.

1. The compliance of provisions of all corporate and other laws, rules, regulations and standards applicable to **Xchanging Solutions Limited** ('the **Company**') is the responsibility of the management of the Company. Our examination was limited to the verification of records and procedures on test check basis for the purpose of issue of the Secretarial Audit Report.
2. Maintenance of secretarial and other records of applicable laws is the responsibility of the management of the Company. Our responsibility is to issue Secretarial Audit Report, based on the audit of the relevant records maintained and furnished to us by the Company, along with explanations where so required.
3. We have followed the audit practices and processes as were appropriate to obtain reasonable assurance about the correctness of the contents of the secretarial records. The verification was done on test basis to ensure that correct facts are reflected in secretarial records. We believe that the processes and practices we followed provide a reasonable basis for the purpose of issue of the Secretarial Audit Report.
4. We have not verified the correctness and appropriateness of financial records and books of accounts of the Company as it is taken care in the statutory audit.
5. We have obtained the Management's representation about the compliance of laws, rules and regulations and happening of events, wherever required.
6. This Secretarial Audit report is neither an assurance as to the future viability of the Company nor of the efficacy or effectiveness with which the management has conducted the affairs of the Company.

For **M/s. MAKS & Co.,**  
**Company Secretaries**  
[FRN P2018UP067700]

**Ankush Agarwal**  
**Partner**  
**Membership No:** F9719  
**Certificate of Practice No:** 14486  
**UDIN:** F009719C000379022

**Place:** Noida, U.P.  
**Date:** May 31, 2021



## ANNEXURE – III TO BOARDS' REPORT

### Remuneration to Directors/KMP/Employees

Details pertaining to Remuneration as required under Section 197(12) of the Companies Act, 2013 read with Rule 5(1) of the Companies (Appointment and Remuneration of Managerial Personnel) Rules, 2014

- (i) The ratio of the remuneration of each director to the median remuneration of the employees of the Company for the financial year ended March 31, 2021:

Name & Designation	Ratio
Chandrasekhara Rao Boddoju - • Managing Director & Chief Executive Officer	*NA
Shrenik Kumar Champalal - • Whole Time Director & Chief Financial Officer	4.93

\* Did not draw remuneration during FY 20-21.

- (ii) The percentage increase in remuneration of each director, Chief Financial Officer, Chief Executive Officer, Company Secretary or Manager, if any, in the financial year ended:

Name & Designation	% increase in remuneration in the financial year ended March 31, 2021
Chandrasekhara Rao Boddoju - Managing Director & Chief Executive Officer	-
Shrenik Kumar Champalal - Whole Time Director & Chief Financial Officer	-
Aruna Mohandoss – Company Secretary	-

There is no increase in the remuneration of the Directors and the Company Secretary.

- (iii) The percentage increase in the median remuneration of employees in the financial year ended March 31, 2021: 2.47%
- (iv) The number of permanent employees on the rolls of Company: 160
- (v) Average percentile increase made in the salaries of employees other than the managerial personnel in the last financial year: 2.13%
- (vi) Comparison with the percentile increase in the managerial remuneration and justification thereof and point out if there are any exceptional circumstances for increase in the managerial remuneration: Not Applicable as there is no increase in the remuneration of the Managerial personnel(s).
- (vii) Affirmation that the remuneration is as per the remuneration policy of the Company: Yes, remuneration is as per the remuneration policy of the Company.

For and on behalf of the Board of Directors,

Chandrasekhara Rao Boddoju  
Managing Director & Chief Executive Officer

Shrenik Kumar Champalal  
Whole Time Director & Chief Financial Officer

Place: Bengaluru  
Date: May 31, 2021

## ANNEXURE – IV TO BOARDS' REPORT

### Certificate of Non-disqualification of Director

(Pursuant to Regulation 34(3) and Schedule V Para C clause (10)(i) of the SEBI (Listing Obligations and Disclosure Requirements) Regulations, 2015)

To,  
The Members,  
Xchanging Solutions Limited  
Kalyani Tech Park, Survey No. 1, 6 & 24,  
Kundanhalli Village, K R Puram, Hobli,  
Bangalore, Karnataka – 560 066

We have examined the relevant registers, records, forms, returns and disclosures received from the Directors of Xchanging Solutions Limited, having CIN L72200KA2002PLC030072 and having registered office at Kalyani Tech Park, Survey No. 1, 6 & 24, Kundanhalli Village, K R Puram, Hobli, Bangalore, Karnataka - 560 066, (hereinafter referred to as '**the Company**'), produced before me by the Company for the purpose of issuing this Certificate, in accordance with Regulation 34(3) read with Schedule V Para-C Sub clause 10(i) of the Securities Exchange Board of India (Listing Obligations and Disclosure Requirements) Regulations, 2015.

In our opinion and to the best of our information and according to the verifications (including Directors Identification Number (DIN) status at the portal www.mca.gov.in) as considered necessary and explanations furnished to us by the Company & its officers, we hereby certify that none of the Directors on the Board of the Company as stated below for the Financial Year ended on 31st March, 2021 have been debarred or disqualified from being appointed or continuing as Directors of companies by the Securities and Exchange Board of India, Ministry of Corporate Affairs, or any such other Statutory Authority as applicable.

S. No.	Name of Director	DIN	Date of Appointment
1	Mr. Henry D'souza	00276157	29/02/2012
2	Mrs. Gidugu Kalpana Tatavarti	06644105	27/03/2018
3	Mr. Venkatesh Shastry Venkatasubba Ramanandashastry	08277771	15/11/2018
4	Mrs. Nonavinakeri Srinivasaiyengar Rama	06720033	01/04/2019
5	Mr. Chandrasekhara Rao Boddoju	08185777	09/08/2018
6	Mr. Shrenik Kumar Champalal	08099410	31/03/2018

Ensuring the eligibility for the appointment and continuity of every Director on the Board is the responsibility of the management of the Company. Our responsibility is to express an opinion on these based on our verification. This certificate is neither an assurance as to the future viability of the Company nor of the efficiency or effectiveness with which the management has conducted the affairs of the Company.

For **M/s. MAKS & Co.,**  
**Company Secretaries**  
**[FRN P2018UP067700]**

**Ankush Agarwal**  
**Partner**  
**Membership No:** F9719  
**Certificate of Practice No:** 14486  
**UDIN:** F009719C000379891

**Place:** Noida, U.P.  
**Date:** May 27, 2021

## ANNEXURE – V TO BOARDS' REPORT

### Corporate Social Responsibility

Annual Report of Corporate Social Responsibility (CSR) Activities for the Financial Year ending March 31, 2021:

#### THE ANNUAL REPORT ON CSR ACTIVITIES

1. Brief outline on CSR Policy of the Company.

##### CSR Policy:

Corporate Social Responsibility at Xchanging Solutions Limited originates from the ideology of providing sustainable value to the society. In this direction, the Company has adopted its CSR policy striving for economic and social development that positively impacts the society at large. In doing so build a better, sustainable way of holistic life for the marginalized and underprivileged sections of the society and work towards raising the country's human development index. Through the small contribution, the Company aspires to improve the quality of life of people at the bottom of pyramid.

CSR Policy of the Company provides the overview of projects or programs which are proposed to be undertaken by the Company.

The CSR Policy of the Company can be accessed at the Company's website through the link: <https://www.dxc.com/in/en/about-us/xchanging-solutions-limited-investor-relations>

2. **Composition of CSR Committee:**

Sl. No.	Name of Director	Designation / Nature of Directorship	Number of meetings of CSR Committee held during the year	Number of meetings of CSR Committee attended during the year
1	Henry D'Souza	Independent Director	2	2
2	Venkatesh Shastry	Independent Director	2	2
3	Rama NS	Independent Director	2	2
4	Kalpana Tatavarti	Non-Executive Director	2	2
5	Shrenik Kumar Champalal	Executive Director (Whole Time Director)	2	2

3. Provide the web-link where Composition of CSR committee, CSR Policy and CSR projects approved by the Board are disclosed on the website of the Company: <https://www.dxc.com/in/en/about-us/xchanging-solutions-limited-investor-relations>
4. Provide the details of Impact assessment of CSR projects carried out in pursuance of sub-rule (3) of Rule 8 of the Companies (Corporate Social Responsibility Policy) Rules, 2014, if applicable (attach the report). - Not Applicable
5. Details of the amount available for set off in pursuance of sub-rule (3) of Rule 7 of the Companies (Corporate Social Responsibility Policy) Rules, 2014 and amount required for set off for the financial year, if any - The required CSR amount was spent during the financial year itself. Hence Not Applicable.

Sl. No.	Financial Year	Amount available for set-off from preceding financial years (in Rs)	Amount required to be setoff for the financial year, if any (in Rs)
1	NIL		
2			
3			
	<b>TOTAL</b>		

6. Average net profit of the Company as per Section 135(5) : Rs. 2121.33 lakhs
7. (a) Two percent of average net profit of the Company as per Section 135(5) : Rs. 42.40 lakhs  
(b) Surplus arising out of the CSR projects or programmes or activities of the previous financial years: Nil  
(c) Amount required to be set off for the financial year, if any: Nil  
(d) Total CSR obligation for the financial year (7a+7b+7c) : Rs. 42.40 lakhs

## Annexure – V to Boards' Report

8. (a) CSR amount spent or unspent for the financial year:

Total Amount Spent for the Financial Year. (in Rs.)	Amount Unspent (in Rs.)				
	Total Amount transferred to Unspent CSR Account as per section 135(6).		Amount transferred to any fund specified under Schedule VII as per second proviso to section 135(5).		
	Amount.	Date of transfer.	Name of the Fund	Amount.	Date of transfer.
Rs. 42.40 lakhs	Nil	Nil	Nil	Nil	Nil

(b) Details of CSR amount spent against ongoing projects for the financial year: NA

(1)	(2)	(3)	(4)	(5)		(6)	(7)	(8)	(9)	(10)	(11)	
Sl. No.	Name of the Project.	Item from the list of activities in Schedule VII to the Act.	Local area (Yes/No).	State	District.	Project duration.	Amount allocated for the project (in Rs.).	Amount spent in the current financial year	Amount transferred to Unspent CSR Account for the project as per Section 135(6) (in Rs.).	Mode of Implementation-Direct (Yes/No)	Name	Mode of Implementation-Through Implementing Agency CSR Registration number
1.	Nil											
2.												
	TOTAL											

(c) Details of CSR amount spent against other than ongoing projects for the financial year:

(1)	(2)	(3)	(4)	(5)		(6)	(7)	(8)	
Sl. No.	Name of the Project	Item from the list of activities in Schedule VII to the Act	Local area (Yes / No)	State.	District.	Amount spent for the project (in Rs.)	Mode of implementation-Direct (Yes/No)	Name.	CSR registration number.
1.	Smart Classrooms	Education	No	Rajasthan and Madhya Pradesh	Alwar & Bharatpur (Rajasthan) and Indore (Madhya Pradesh)	42.40 lakhs	No	Samarthanam Trust For The Disabled	
	TOTAL					42.40 lakhs			

(d) Amount spent in Administrative Overheads : Nil

(e) Amount spent on Impact Assessment, if applicable : Nil

(f) Total amount spent for the Financial Year (8b+8c+8d+8e): Rs. 42.40 lakhs

(g) Excess amount for set off, if any: Nil

Sl. No.	Particular	Amount (in Rs.)
(i)	Two percent of average net profit of the company as per section 135(5)	
(ii)	Total amount spent for the Financial Year	
(iii)	Excess amount spent for the financial year [(ii)-(i)]	
(iv)	Surplus arising out of the CSR projects or programmes or activities of the previous financial years, if any	
(v)	Amount available for set off in succeeding financial years [(iii)-(iv)]	

## Annexure – V to Boards’ Report

9. (a) Details of Unspent CSR amount for the preceding three financial years: Nil

Sl. No.	Preceding Financial Year.	Amount transferred to Unspent CSR Account under Section 135 (6) (in Rs.)	Amount spent in the reporting Financial Year (in Rs.).	Amount transferred to any fund specified under Schedule VII as per Section 135(6), if any.			Amount remaining to be spent in succeeding financial years. (in Rs.)
				Name of the Fund	Amount (in Rs).	Date of transfer	
1.							
2.							
3.							
	TOTAL						

(b) Details of CSR amount spent in the financial year for ongoing projects of the preceding financial year(s): Nil

(1)	(2)	(3)	(4)	(5)	(6)	(7)	(8)	(9)
Sl. No.	Project ID.	Name of the Project.	Financial Year in which the project was commenced.	Project duration.	Total amount allocated for the project (in Rs.).	Amount spent on the project in the reporting Financial Year	Cumulative amount spent at the end of reporting Financial Year. (in Rs.)	Status of the project - Completed/ Ongoing.
1.								
2.								
3.								
	TOTAL							

10. In case of creation or acquisition of capital asset, furnish the details relating to the asset so created or acquired through CSR spent in the financial year **(asset-wise details). NA**

(a) Date of creation or acquisition of the capital asset(s).

(b) Amount of CSR spent for creation or acquisition of capital asset.

(c) Details of the entity or public authority or beneficiary under whose name such capital asset is registered, their address etc.

(d) Provide details of the capital asset(s) created or acquired (including complete address and location of the capital asset).

11. Specify the reason(s), if the company has failed to spend two per cent of the average net profit as per section 135(5). - **NA**

### For Xchanging Solutions Limited

Chandrasekhara Rao Boddaju  
Managing Director & Chief Executive Officer

Henry D’Souza  
Chairman-CSR Committee

Place : Bengaluru

Date : May 31, 2021



## ANNEXURE – VITO BOARDS' REPORT

### Conservation of Energy, Research and Development, Technology Absorption, Foreign Exchange Earnings and Outgo

#### A. Conservation of Energy

The operations of your Company are not energy intensive. However, adequate measures have been taken to reduce energy efficient computer terminals.

#### B. Technology Absorption

Your Company has continued its endeavor to develop and absorb advanced technologies for its various offering range to meet the requirements of a globally competitive market and to meet the technology requirements for the future.

#### C. Foreign Exchange Earnings and Outgo:

(INR in lakhs)

Particulars	March 31, 2021	March 31, 2020
Total Foreign Exchange earnings	3371	3006
Total foreign Exchange outgo	63	224

# MANAGEMENT DISCUSSION AND ANALYSIS

## OVERVIEW

Xchanging Solutions Limited was incorporated on February 1, 2002 with operations in India, and an international presence established through subsidiaries in several countries.

DXC Technology Company, ultimate holding company, is listed on New York Stock Exchange, and through its indirect subsidiaries Xchanging (Mauritius) Limited, Xchanging Technologies Services India Private Limited & DXC Technology India Private Limited, owns 75% of the outstanding share capital of the Company.

## INDUSTRY STRUCTURE, OUTLOOK AND DEVELOPMENTS:

The IT-ITES sector grew approximately by 2.5% valued at \$194 Billion during the previous year. The IT Exports were about \$150 Billion last year registering an approximate growth of 2% YoY. The IT Sector added about 1.3 lakh employees last year and the knowledge base of employees to around 4.5 million. The IT Services grew by about 2.7% to \$ 99 Billion while the BPM Segment grew by 2.3 % to \$ 38 Billion.

The sector continues to be a net hirer and a bulk of the hiring activity took place in the non-traditional and new technology oriented jobs. The IT Sector contributed to 8% share of the National GDP with a 52% share in services' exports and 50% share in total Foreign Direct Investment Inflows. Digital Revenues recorded a momentous growth last year growing 5x the overall services growth rate accounting for about 30% of the sector's revenue at \$ 50 Billion.

The onset of the pandemic Covid-19 saw a paradigm shift towards digitization and companies investments have largely been on fortifying this area. The verticals contributing to key growth were the BFSI and Healthcare respectively. There has also been an enhanced emphasis on digital transformation. The overall attrition rates were also down last year by 50% and the work force was also showing a certain inclination towards the workforce concept.

Thus, fortified by the foregoing developments and the opportunities, the outlook is positive for the sector going forward.

[Source : NASSCOM'S REPORT 2021]

## OPPORTUNITIES

1. Digitization: There are abundant opportunities ushered in by the onset of the Pandemic which has resulted in players targeting the Digitization space with work from home becoming the norm.
2. Artificial Intelligence and Machine Learning are expected to massively contribute about \$1 Trillion to Indian economy by 2035.
3. The overall IT spending is expected to reach US \$82 Billion by 2021 in India.
4. The enhanced value proposition of the players in the Indian IT Sector is done by delivery centres across the globe in verticals such as BFSI, telecom and retail.
5. India has an inherent competitive cost advantage in conjunction with being endowed with high quality specialized task force.
6. The Government of India has released the "Simplified Other Service Provider" Guidelines to facilitate ease of doing business in the IT, BPO and ITES Segments.
7. The Government has identified the IT Sector as a Champion Sector along with 11 other sectors and is chalking out an action plan. For this purpose the Government has set apart a sum of Rs.5000 Crores.
8. In order to provide impetus to software development the National Policy on Software Products, 2019 has been passed by the Union Cabinet in 2019.
9. The country is the offshoring destination of the world with proven capabilities in on-shore and off shore technologies along with opportunities presented by emerging technologies.

[Source : ibef.org]

## THREATS:

1. Adverse movement of foreign currencies could impact realizations and margins.
2. Legislations/Measures enacted by External Countries' Governments would have an adverse impact on the IT Workforce and consequently on operations.
3. The repeated recurrence of the Pandemic-Covid -19 in bouts of 2<sup>nd</sup> wave would adversely hamper the overall operations of the Company.
4. Attrition levels in the IT Sector, though they are showing a tapering trend, albeit still remain a concern.

## Covid-19 & IT Sector

Indian IT services industry is expected to see an adverse impact for a short-term due to COVID-19 outbreak with the sector clocking a lower growth of 3-5 per cent in financial year 2020-21. ICRA previously expected the sector to grow at 6-8 per cent. With the slowdown in growth during the first half of 2020-21, the margins will also be negatively impacted before a likely recovery in the next

## Management Discussion and Analysis

financial year. The credit outlook for Indian IT companies remains stable led by healthy free cash flows cushioning short-term disruptions with significant liquidity in the form of surplus investments generated out of past cash flows [*Source: ICRA Limited*].

### RISKS AND CONCERNS

The Company analyse the nature and extent of risks and consider their likelihood of occurrence and impact; both on an inherent and residual basis, after taking into account mitigating and compensating controls. This allows us to determine how we should manage each risk in order to achieve our strategic objectives.

### HOW WE MANAGE RISK

In managing risk we analyse the nature and extent of risks and consider their likelihood and impact, both on an inherent and a residual basis, after taking account of mitigating controls. This allows us to determine how we should manage each risk in order to achieve our strategic objectives.

- Strategic risks reflect the potential for a significant strategic action or a failure to react to developing trends in the market, to have a financial impact on the economic value of our business.
- Commercial risks reflect the potential to enter into a critical contract or commercial arrangement which may have an adverse impact on the business.
- Operational risks reflect the potential for the failure of a critical process or procedure to have an adverse impact on the business.

### OVERVIEW OF RISK MANAGEMENT PROCESS



STRATEGIC RISKS	
Risk	Mitigating Actions
Failure to utilise and exploit technology enablement for growth	<p>The rapidly changing nature and impact of technology means that we need to respond to technology trends. Injecting technology enablement into our services and products is core to our growth strategy as we continue to:</p> <ul style="list-style-type: none"> <li>• Develop innovative value adding customer solutions.</li> <li>• Utilise our skilled knowledgeable resources.</li> <li>• Review our existing services and products to ensure that they meet our customers' requirements.</li> </ul>
Failure to secure new business from both new and existing customers	<p>There are number of significant changes in the sectors we operate in and the current economic environment results in pressure on our customers. Failure to secure new business could slow down the growth of the business. Successfully winning new business is managed by:</p> <ul style="list-style-type: none"> <li>• Ensuring utilisation of our technology capabilities and competitive low cost offshore services.</li> <li>• Clearly defined offerings and sales strategies that help us to attract customers.</li> <li>• Continual development of the unified sales strategy which enables selling across business sectors.</li> <li>• Effective performance of sales team.</li> </ul>

## Management Discussion and Analysis

<b>COMMERCIAL RISKS</b>	
<b>Risk</b>	<b>Mitigating Actions</b>
We have a concentration of material contracts with customers in key markets, which may have a significant impact on the Group's performance.	<p>Our commercial risks continue to be well managed through legal review, delegated authorities and contract monitoring processes.</p> <p>We have a structured service management programme, with dedicated account managers who work closely with our customers utilising performance metrics in order to identify issues early and trigger corrective actions.</p>
<b>OPERATIONAL RISKS</b>	
<b>Risk</b>	<b>Mitigating Actions</b>
Our reputation and ultimately our profitability are reliant on successful implementation and delivery of new contracts.	<p>We ensure successful implementation in the following ways:</p> <ul style="list-style-type: none"> <li>• Detailed implementation and delivery plans with strong management control and oversight.</li> <li>• Use of experienced employees with strong project, change and people management skills in order to ensure successful implementation.</li> <li>• Standardised procedures in use for the implementation and delivery of new contracts.</li> </ul>
Our customers demand efficient processing and high levels of service to help them achieve their objectives and protect their reputation.	<p>Failure to meet our customers' expectations and contractual commitments would have a significant impact upon our reputation and profitability and could result in unexpected and costly litigation.</p> <p>We consistently work towards ensuring that our service levels are on target ensuring that we meet our customer requirements.</p> <p>Mitigating actions include:</p> <ul style="list-style-type: none"> <li>• Consistently ensuring that our service levels are on target.</li> <li>• Optimising our cost of delivery through standardisation and simplification.</li> <li>• Ongoing contract management.</li> <li>• Building on existing customer relations.</li> </ul>
Continuing to retain our key personnel and recruit new talented individuals is fundamental to our success. Our intellectual property is one of our key assets.	<ul style="list-style-type: none"> <li>• We have an established structure for employee performance and development monitoring.</li> <li>• A clear recruitment strategy and graduate recruitment and development programme attracts high-potential employees.</li> <li>• Significant investment in leadership training programmes underpins our succession plans and develops our employees.</li> </ul>
<b>FINANCIAL RISKS</b>	
<b>Risk</b>	<b>Mitigating Actions</b>
The Group's financial results may be subject to volatility arising from movements in interest rates, foreign exchange rates, liquidity and changes in taxation legislation, policy or tax rates	We continue to manage our financial risks through our established budgeting, forecasting and working capital and treasury controls. This reduces the volatility of our financial results, giving the Board greater medium-term visibility

### INTERNAL CONTROL SYSTEMS AND THEIR ADEQUACY

The Compliance Certification from CEO and CFO provided in Annual Report confirms the adequacy of our internal control system and procedures.

## Management Discussion and Analysis

### DISCUSSION ON FINANCIAL PERFORMANCE WITH RESPECT TO OPERATIONAL PERFORMANCE:

#### A. OVERVIEW

The financial statements of the Company have been prepared in accordance with the Indian Accounting Standards (Ind AS) and comply with the Accounting Standards specified under Section 133 of the Companies Act, 2013, read with rule 7 of the Companies (Accounts) Rules, 2014.

#### B. RESULTS OF OPERATIONS

##### 1. Review of Operations

During the financial year ended March 31, 2021, the consolidated revenue of your Company was Rs. 19,574 Lakhs against Rs. 18,226 Lakhs during the previous year ended March 31, 2020. Other income of the Company for the current year was Rs. 1,593 Lakhs against Rs. 1,268 Lakhs in the previous year.

The company has only one primary segment viz, Information Technology (IT) services and accordingly the financials relate to this segment.

##### 2. Performance

The table below summarizes the consolidated financial performance during the year:

(INR in lakhs)

Particulars	For the Financial year ended March 31, 2021	For the Financial year ended March 31, 2020
Total Income	21,167	19,494
Total Expenditure	14,200	13,565
Profit before Finance Costs, Depreciation and Tax	7,131	6,086
Depreciation & Amortization	138	144
Finance Costs	26	13
Profit / (Loss) before Tax	6,967	5,929
Income Tax (including deferred tax)	723	459
Net Profit / (Loss) after Tax	6,244	5,470
Other Comprehensive Income/(Expenditure)	(285)	818
Total Comprehensive Income/(Expenditure)	5,959	6,288
Earnings / (Loss) per share Rs.	5.60	4.91

##### 3. Geographic Profile

(INR. in lakhs)

Geography	March 31, 2021		March 31, 2020	
	Revenue	%	Revenue	%
Europe	1,210	6.18%	1,345	7.38%
USA	12,214	62.40%	10,209	56.01%
India	1,132	5.78%	1,068	5.86%
Singapore	4,827	24.66%	5,163	28.33%
Rest of the World	191	0.98%	441	2.42%
<b>Total</b>	<b>19,574</b>	<b>100%</b>	<b>18,226</b>	<b>100%</b>

##### 4. Capital Markets

The Capital Market Information relating to the company's shares such as stock exchanges in which they are listed/traded, trading volume, stock price movements etc., has been provided in the Report on Corporate Governance (under the heading "General Shareholder Information") which forms part of the Annual Report 2020-2021.



## Management Discussion and Analysis

### 5. Key Financial Ratios

The table below summarizes the key financial ratios along with detailed explanations:

S. No.	Particulars	Standalone			Reason for Variance
		Mar' 21,	Mar' 20	Variance	
1	Debtors Turnover	8.26	5.24	3.02	Change in ratio is due to movement in net debtors and turnover balances in the current year.
2	Current Ratio	4.66	4.57	0.098	There is no significant change
3	Operating Profit Margin (%)	19.38%	25.20%	-5.82%	There is no significant change
4	Net Profit Margin (%)	44.45%	53.14%	-8.69%	There is no significant change
5	Return on Net Worth (%)	7.71%	10.52%	-2.81%	Return on Net worth has decreased mainly due to lower growth in profit for the period as compared to growth in average net worth.

**Note:**

- (1) Interest Coverage ratio is not relevant for the Company as it has Nil debt during the financial year.
- (2) Debt Equity ratio is not relevant for the Company as it has Nil debt as at March 31, 2021.
- (3) There is no inventory in the Company and hence Inventory Turnover ratio is not applicable.

### MATERIAL DEVELOPMENTS IN HUMAN RESOURCES AND EMPLOYEE RELATIONS

#### Developing Talent

Managing human resources effectively and efficiently plays a critical role in ensuring that a satisfied, motivated work force delivers quality services. It also plays an important role in increasing staff performance and productivity, enhancing an organization's competitive advantage, and contributing directly to the organizational goals. Satisfied, highly-motivated and loyal employees represent the basis of competitive company. The growth of satisfaction is to be reflected in the increase of productivity, improvement of the products' quality or rendered services and higher number of innovations.

The Company is highly employee oriented, and the focus is on the development of employees.

#### Employee Diversity

The Company believes in promoting and nurturing work environment which is conducive to the development and growth of an individual employee, by employing the best HR practices such as performance management, reward and recognition policy, leadership development program, open work culture and effective employee communication.

We are committed to embedding a culture of diversity and inclusion across our Group. This includes ensuring opportunity for all and embraces the positive effect that our diverse workforce brings.

We do not tolerate any form of discrimination, and our employment policies and practices focus on ensuring that all our employment processes are free from unlawful discrimination on any grounds.

Xchanging Solutions Limited has a total of 160 employees on its rolls as of March 31, 2021.

# CORPORATE GOVERNANCE REPORT

## 1. COMPANY'S PHILOSOPHY

The Company is committed to the highest standards of corporate governance in all its activities and related processes. The Company believes that good corporate governance practices enable the management to direct and control the affairs of the Company in an efficient and effective manner and to achieve its goal of maximizing value for its shareholders. The Company believes that good corporate governance lies not merely in drafting a code of corporate governance but in practicing it.

The Company has put in place a good corporate governance policy and confirms its compliance with the applicable regulations of the SEBI (Listing Obligations and Disclosure Requirements) Regulations, 2015 (“Listing Regulations”).

## 2. BOARD OF DIRECTORS:

### A. Composition of Board of Directors:

The Board of Directors as on March 31, 2021 comprised of 6 (Six) Directors of which 4 (four) are Non – Executive Directors including two women directors. The Chairman is an Executive Director (Managing Director and CEO) as on March 31, 2021. The number of Independent Directors on the Board is 3 (three). The composition of Board is in conformity with Regulation 17 of the Listing Regulations entered with the Stock Exchanges.

Membership in Board and Sub - Committees of the Directors of the Company as on March 31, 2021 – other than Xchanging Solutions Limited (“the Company”) is as under:

Name of the Director	DIN	Category in the Company	Number of Directorships in other Public Companies <sup>1</sup>				Number of committee positions held in other public companies <sup>2</sup>		No. of equity shares held in XSL as on March 31, 2021
			Listed	Name of the Listed Company	Category of Directorship	Unlisted	Chairman	Member	
Henry D'Souza	00276157	Non-Executive Independent Director	0	NA	NA	0	0	0	0
Venkatesh Shastry	08277771	Non-Executive Independent Director	0	NA	NA	0	0	0	0
Rama NS	06720033	Non-Executive Independent Director	1	Timken India Limited	Non-Executive Independent Director	0	1	1	0
Kalpana Tatavarti	06644105	Non-Executive Non-Independent Director	0	NA	NA	0	0	0	0
Chandrasekhara Rao Boddaju	08185777	Executive Director (Managing Director and CEO)	0	NA	NA	0	0	0	0
Shrenik Kumar Champalal	08099410	Executive Director (Whole Time Director and CFO)	0	NA	NA	0	0	0	1

<sup>1</sup> Other directorships do not include directorships of private limited companies, foreign companies and companies under Section 8 of the Act.

<sup>2</sup> The information pertaining to the chairmanships/memberships of Committees of the Board held by the directors includes only Audit Committee and Stakeholders' Relationship Committee.

None of the Directors of the Company hold directorships in more than twenty (20) companies including in more than ten (10) public companies. In accordance with the Listing Regulations, none of the Directors of the Company hold directorships in more than eight (8) listed companies and independent directorships in more than seven (7) listed companies. The Managing Director of the Company does not hold directorship as an Independent Director in any other listed company. Also, none of the Directors is serving as a member of more than ten (10) committees or as the chairman of more than five (5) committees in accordance with the requirements of the Listing Regulations. None of the Directors are related to each other. Necessary disclosures regarding committee positions in other public companies as at the end of financial year have been made by the Directors.

**B. Number of Board Meetings, Attendance of the Directors at Meetings of the Board and at the Annual General Meeting:**

The Board meetings are held at regular intervals to consider, discuss and approve inter alia, the unaudited and audited standalone and consolidated financial results of the Company, to decide on business policy/strategy of the Company, risk management, competitive scenario, etc. The Board/Committee meetings are pre-scheduled and tentative dates of such meetings are informed well in advance to facilitate the Directors to plan their schedule. The Company also provide an option to its Directors to participate at each of the Board/Committee meetings through video conference. The Company adheres to the Secretarial Standards on the Board Meetings as prescribed by the Institute of Company Secretaries of India.

During the financial year ended March 31, 2021, total 5 (five) Board Meetings were held on the following dates – May 22, 2020; August 13, 2020; August 28, 2020; November 11, 2020 and February 11, 2021. The gap between two meetings did not exceed 120 days. These meetings had good attendance. The last AGM of the Company held on September 23, 2020.

The attendance of the Directors’ at these Meetings is as under:

Director	Category	Number of Board Meetings attended	Leave of Absence Granted	Attendance at the AGM
Henry D’Souza	Independent Director	5	Nil	Yes
Venkatesh Shastry	Independent Director	5	Nil	Yes
Rama NS	Independent Director	5	Nil	Yes
Kalpna Tatavarti	Non-Executive Director	5	Nil	Yes
Chandrasekhara Rao Boddaju	Executive Director	4	Nil	Yes
Shrenik Kumar Champalal	Executive Director	3	Nil	Yes

**C. Meetings of Independent Directors**

During the financial ended March 31, 2021, a separate meeting of the Independent Directors of the Company was held on May 22, 2020 without the attendance of Non-Independent Directors and the Management team.

During their meeting held on May 22, 2020, the Independent Directors reviewed the performances of Non-Independent Directors, Chairman and the Board as whole and assessed the flow of information between the Company management and the Board.

**D. Directors seeking Appointment/ Re-appointment**

Independent Directors are not liable to retire by rotation. Pursuant to the provision of Section 152(6) of the Companies Act, 2013, Mr. Chandrasekhara Rao Boddaju, Managing Director, being longest in the office, retire by rotation at the ensuing Annual General Meeting and being eligible offer himself for the reappointment.

All Independent Directors have given declarations that they meet the criteria of independence as laid down under Section 149 of the Act and applicable Regulations of Listing Regulations. Further, they have declared that they are not aware of any circumstance or situation, which exist or may be reasonably anticipated, that could impair or impact their ability to discharge their duties with an objective independent judgment and without any external influence.

Further, in the opinion of the Board, all the Independent Directors of the Company, fulfil the conditions specified under the Act and the SEBI Listing Regulations, and are independent of the management.

All Directors have affirmed that they are not debarred from holding the office of a Director by virtue of any SEBI order or any other such Authority.

**Code of Conduct**

The Board has formulated and adopted a Code of Conduct for all Board Members and Senior Management Personnel of the Company. These Codes have been posted on the Company’s website at <https://www.dxc.com/in/en/about-us/xchanging-solutions-limited-investor-relations>.

Affirmation Report on Compliance of Code of Conduct has been received from the Board Members and Senior Management Personnel of the Company. A declaration to that effect is given in the Compliance Certificate Annexed to the report.

The Code of Conduct for the Board Members of the Company has been amended in line with the provisions of the Companies Act, 2013 (“Act”), which includes Code for Independent Directors, which is a guide to professional conduct for Independent Directors of the Company pursuant to Section 149(8) and Schedule IV of the Act.

**E. Compliance Certification**

As required under Regulation 17(8) read with Part B of Schedule II of the Listing Regulations, Mr. Chandrasekhara Rao Boddaju, Managing Director and Chief Executive Director and Mr. Shrenik Kumar Champalal, Whole Time Director and

Chief Financial Officer of the Company have certified to the Board regarding the Financial Statements for the financial year ended March 31, 2021. The Certificate is annexed to this Report as **Annexure- A**

**F. Board Evaluation**

As required under the provisions of Section 134(3)(p) of the Act and Regulation 4 of the Listing Regulations, the Board works with the Nomination and Remuneration Committee to lay down the evaluation criteria for the performance of the Chairman, the Board, Board Committees, and executive / non-executive / independent directors through peer evaluation, excluding the director being evaluated.

The performance evaluation framework is in place and the evaluation questionnaires were circulated to all the members of the Board and Committees for their response to evaluate performance of Board and Committees of the Board.

The criteria of the evaluation is exercising of responsibilities in the interest of the Company, striving to attend meetings of the Board of Directors and Committees of which he is a member, participating constructively and actively in the meetings of the Board or Committees of the Board etc.

Separate exercise was carried out to evaluate the performance of individual Directors on parameters such as attendance, contribution and independent judgement.

As an outcome of the above exercise, it was noted that the Board as a whole is functioning as a cohesive body which is well engaged with different perspectives. The Board is satisfied with the board evaluation carried out for the year and there is no previous & current year’s observation and action.

**G. Familiarization Programme for Independent Directors**

As per Regulation 46(2)(i) of Listing Regulations, the details of programs for familiarization of the Independent Directors with the Company, their roles, rights, responsibility in the Company, nature of the industry in which the Company operates, business model of the Company and related matters are available on the website of the Company at <https://www.dxc.com/in/en/about-us/xchanging-solutions-limited-investor-relations>.

**H. Matrix setting out the skills/expertise/competence of the Board of Directors**

The Company’s Board comprises qualified members who bring in required skills, competence and expertise that allow them to make effective contribution to the Board and its Committees. The Directors are committed to ensure that the Company is in compliance with the Corporate Governance. In accordance with Regulation 34(3) read with Part C of Schedule V of SEBI Listing Regulations, below is the summary of core skills/expertise/ competencies identified by the Board of Directors as required in the context of its business(es) and sector(s) for it to function effectively and which are taken into consideration while nominating candidates to serve on the Board of the Company:

Areas	Description
Strategy and planning	Ability to think strategically and identify and critically assess strategic opportunities & threats and develop effective strategies in the context of the strategic objectives of the Company’s relevant policies and priorities.
Governance (including policy)	Develop appropriate policies & define the parameters.
Finance	Qualifications and experience in accounting and/or finance and the ability to: <ul style="list-style-type: none"> <li>Analyze key financial statements;</li> <li>Critically assess financial viability and performance;</li> <li>Contribute to strategic financial planning.</li> </ul>
Commercial/Business Development	A broad range of commercial/business development in areas including communications, marketing, branding and business systems, practices and improvement.
Information Technology	Qualification and experience in IT industries.

Director	Areas of expertise				
	Strategy and planning	Governance (including policy)	Finance	Commercial/ Business Development	Information Technology
Chandrasekhara Rao Boddaju MD & CEO	✓	✓	✓	✓	✓
Shrenik Kumar Champalal WTD & CFO	✓	✓	✓	✓	✓
Henry D’Souza Independent Director	✓	✓	✓	✓	✓

Director	Areas of expertise				
	Strategy and planning	Governance (including policy)	Finance	Commercial/ Business Development	Information Technology
Venkatesh Shastry Independent Director	✓	✓	-	✓	✓
Rama NS Independent Director	✓	✓	✓	✓	✓
Kalpana Tatavarti Non-executive Director	✓	✓	-	✓	✓

**3. POLICY ON APPOINTMENT AND REMUNERATION OF DIRECTORS AND KEY MANAGERIAL PERSONNEL AND OTHER EMPLOYEES:**

**A. Remuneration Policy**

Pursuant to the provisions of Section 178 of the Act, the Company has adopted a Policy for Remuneration of Directors, Key Managerial Personnel and Senior Management, which has been approved by the Board of the Company at its Meeting held on March 28, 2019 by way of resolution by circulation based on the recommendations made by the Nomination and Remuneration Committee. The Nomination and Remuneration Policy is available at <https://www.dxc.com/in/en/about-us/xchanging-solutions-limited-investor-relations>.

**Appointment**

Nomination and Remuneration Committee (“NRC”) determines the criteria of appointment to the Board and is vested with the authority to identify candidates for appointment to the Board of Directors. In evaluating the suitability of a person for appointment / continuing to hold appointment as a Director, the NRC takes into account among others, Board diversity, person’s eligibility, qualification, expertise, track record, general understanding of the business, professional ethics, integrity and other fit and proper criteria’s. Based on recommendation of the NRC, the Board evaluates the candidate(s) and decide on the selection of the appropriate member.

**Remuneration**

The remuneration of Executive/Non-Executive Directors and KMPs is governed by the external competitive environment, track record, potential, individual performance and performance of the Company as well as industry standards and decided by NRC in accordance to the abovementioned policies. It is proposed by NRC and subsequently approved by the Board.

**B. Remuneration to Non-Executive Directors for the financial year ended March 31, 2021**

The Non-Executive Independent Directors are paid compensation in the following manner:

- Sitting Fees of INR 60,000/- for attending Board and INR 60,000/- for attending Committee Meeting.
- None of the Non-Executive Independent Directors have any pecuniary relationship with the Company.
- None of the Non-Executive Independent Directors holds any equity shares of the Company.
- None of the Non-Executive Independent Directors hold any convertible instruments in the Company.
- Payment of reimbursement of expenses incurred by Non-Executive Independent Directors for participation in the Board and other meetings of the Company.

The remuneration and sitting fee paid to the Non-executive directors during the financial year ended March 31, 2021 along with their respective shareholding in the Company are as under:

(INR in Lakhs)

Directors	Sitting Fees paid for the Board and Committee Meetings held during the financial year ended March 31, 2021	Commission for the financial year ended March 31, 2021, provided as payable in the accounts of the Company for the year under review	No. of Equity Shares held as on March 31, 2021
Henry D’Souza	10.20	Nil	Nil
Venkatesh Shastry	10.20	Nil	Nil
Rama NS	10.20	Nil	Nil
Kalpana Tatavarti	7.20	Nil	Nil



**C. Remuneration paid/payable to Executive Director (Whole-time Director/Managing Director) for the financial year ended March 31, 2021**

Following Remuneration was paid to Whole-Time director/Managing Director during the financial year ended March 31, 2021. The said remuneration was fixed by the Nomination and Remuneration Committee and subsequently approved by the Board of Directors and Shareholders of the Company.

Designation of Executive Director	(INR in Lakhs)					Contract Period	Shares held as on March 31, 2021
	Salary	Commission	Company's contribution to Funds	Perquisites & Allowance	Total		
Managing Director	-	-	-	-	-	For 3 years with effect from August 9, 2018	-
Whole Time Director	50.14	-	-	-	-	For 3 years with effect from March 31, 2021	01

Brief terms of employment and details of remuneration of the Executive Directors are as under:

Sl. No.	Name of the Director	Chandrasekhara Rao Boddaju, Managing Director	Shrenik Kumar Champalal, Whole Time Director
(a)	Salary, benefits, bonuses, stock options, pension etc.	Salary not exceeding INR 36 lakhs per annum. Reimbursement of travel and out of pocket expenses incurred for business purpose of the Company.	Salary not exceeding INR 60 Lacs per annum. Reimbursement of travel and out of pocket expenses incurred for business purpose of the Company.
(b)	Details of fixed component and performance linked incentives, along with the performance criteria;	Fixed Salary not exceeding INR 36 lakhs per annum. Not entitled for any performance linked incentives.	Fixed Salary not exceeding INR 60 lakhs per annum. Not entitled for any performance linked incentives.
(c)	Service contracts, notice period, severance fees;	The appointment of Mr. Chandrasekhara Rao Boddaju as Managing Director is for period of 3 years with effect from August 9, 2018.	The re-appointment of Mr. Shrenik Kumar Champalal as Whole Time Director is for period of 3 years with effect from March 31, 2021.
(d)	Stock option details, their pricing at the time of issue, period over which accrued and period over which exercisable.	NA	NA

**4. RISK MANAGEMENT**

The Company has a Risk Management process which provides an integrated approach for managing the risks in various aspects of the business. A writeup on the above is provided in the Management Discussion and Analysis Report.

**5. COMMITTEES OF THE BOARD**

**A. Audit Committee**

The Audit Committee of the Company is constituted in line with the provisions of Regulations 18 of Listing Regulations read with Section 177 of the Act.

**The role, duties, term of references and powers of the Audit Committee are as follows:**

1. Oversight of the Company's financial reporting process and the disclosure of its financial information to ensure that the financial statement is correct, sufficient and credible;
2. Recommendation for appointment, remuneration and terms of appointment of auditors of the Company;
3. Approval of payment to statutory auditors for any other services rendered by the statutory auditors;
4. Reviewing with the management, the annual financial statements and auditor's report thereon before submission to the Board for approval, with particular reference to:
  - a) Matters required to be included in the Director's Responsibility Statement to be included in the Boards' Report in terms of clause (c) of sub-section 3 of Section 134 of the Companies Act, 2013

- b) Changes, if any, in accounting policies and practices and reasons for the same.
  - c) Major accounting entries involving estimates based on the exercise of judgement by Management.
  - d) Significant adjustments made in the financial statements arising out of audit findings.
  - e) Compliance with listing and other legal requirements relating to financial statements.
  - f) Disclosure of any related party transactions.
  - g) Modified opinion(s) in the draft audit report.
5. Reviewing, with the Management, the quarterly financial statements before submission to the board for approval;
  6. Reviewing, with the management, the statement of uses / application of funds raised through an issue (public issue, rights issue, preferential issue, etc.), the statement of funds utilized for purposes other than those stated in the offer document / prospectus / notice and the report submitted by the monitoring agency monitoring the utilisation of proceeds of a public or rights issue, and making appropriate recommendations to the Board to take up steps in this matter;
  7. Review and monitor the auditor's independence and performance, and effectiveness of audit process;
  8. Approval or any subsequent modification of transactions of the Company with related parties;
  9. Scrutiny of inter-corporate loans and investments;
  10. Valuation of undertakings or assets of the Company, wherever it is necessary;
  11. Evaluation of internal financial controls and risk management systems;
  12. Reviewing, with the Management, performance of statutory and internal auditors, adequacy of the internal control systems;
  13. Reviewing the adequacy of internal audit function, if any, including the structure of the internal audit department, staffing and seniority of the official heading the department, reporting structure coverage and frequency of internal audit;
  14. Discussion with internal auditors of any significant findings and follow up there on;
  15. Reviewing the findings of any internal investigations by the internal auditors into matters where there is suspected fraud or irregularity or a failure of internal control systems of a material nature and reporting the matter to the board;
  16. Discussion with statutory auditors before the audit commences, about the nature and scope of audit as well as post-audit discussion to ascertain any area of concern;
  17. To look into the reasons for substantial defaults in the payment to the depositors, debenture holders, shareholders (in case of non-payment of declared dividends) and creditors;
  18. To review the functioning of the Whistle Blower Mechanism;
  19. Approval of appointment of CFO (i.e., the Whole-time Finance Director or any other person heading the finance function or discharging that function) after assessing the qualifications, experience and background, etc. of the candidate;
  20. Reviewing the utilization of loans and/or advances from/ investment by the Company in the subsidiary exceeding rupees 100 crore or 10% of the asset size of the subsidiary whichever is lower including existing loans/advances/ investments existing as on the date of coming into force of this provision;
  21. Review the compliance with the provisions of the Securities and Exchange Board of India (Prohibition of Insider Trading) Regulations, 2015 at least once in a financial year and shall verify that the systems for internal control are adequate and are operating effectively; and
  22. Carrying out any other function as is mentioned in the terms of reference of the Audit Committee.

**Audit Committee shall mandatorily review the following information:**

1. management discussion and analysis of financial condition and results of operations;
2. statement of significant related party transactions (as defined by the Audit Committee), submitted by management;
3. management letters / letters of internal control weaknesses issued by the statutory auditors;
4. internal audit reports relating to internal control weaknesses; and
5. the appointment, removal and terms of remuneration of the chief internal auditor shall be subject to review by the Audit Committee.
6. Statement of deviations:
  - a) quarterly statement of deviation(s) including report of monitoring agency if applicable, submitted to stock exchanges in terms of Regulation 32(1) of the Securities and Exchange Board of India (Listing Obligations and Disclosure Requirements) Regulations, 2015

- b) annual statement of funds utilized for purposes other than those stated in the offer document /prospectus /notice in terms of Regulation 32(7) of the Securities and Exchange Board of India (Listing Obligations and Disclosure Requirements) Regulations, 2015.

**The Audit Committee shall have powers, which should include the following:**

- a) To investigate any activity within its terms of reference.
- b) To seek information from any employee.
- c) To obtain outside legal or other professional advice.
- d) To secure attendance of outsiders with relevant expertise, if it considers necessary.

**Composition of the Audit Committee**

The composition of the Audit Committee is as follows:

1. Rama NS
2. Henry D'Souza
3. Venkatesh Shastry
4. Shrenik Kumar Champalal

Mrs. Rama NS is the Chairperson of the Audit Committee.

Company Secretary acts as the Secretary of the Audit Committee.

During the financial year ended March 31, 2021, 4 (Four) meetings of the Audit Committee were held, the dates being May 22, 2020; August 13, 2020; November 11, 2020 and February 11, 2021.

**The attendance for the Audit Committee meetings is as follows:**

Name of the Member of committee	Position	No. of Meetings Attended	Leave of Absence granted
Henry D'Souza	Chairman	4	Nil
Venkatesh Shastry	Member	4	Nil
Rama NS	Member	4	Nil
Shrenik Kumar Champalal	Member	4	Nil

The previous Annual General Meeting of the Company was held on September 23, 2020 and the Chairperson of the Audit Committee was present at the Annual General Meeting of the Company. All recommendations of the Audit Committee were accepted by the Board.

**B. Nomination and Remuneration Committee**

The Nomination and Remuneration Committee of the Company is constituted in line with Regulation 19(4) read with Part D of Schedule II of the Listing Regulations read with Section 178 of the Act.

**The role, duties, terms of references and powers of the Nomination and Remuneration Committee are as follows:**

- a) formulation of the criteria for determining qualifications, positive attributes and independence of a director and recommend to the Board of Directors a policy relating to, the remuneration of the directors, key managerial personnel and other employees;
- b) formulation of criteria for evaluation of performance of Independent Directors and the Board of Directors;
- c) devising a policy on diversity of Board of Directors;
- d) Identifying persons who are qualified to become directors and who may be appointed in senior management in accordance with the criteria laid down and recommend to the Board of Director their appointment and removal.
- e) whether to extend or continue the term of appointment of the Independent Director, on the basis of the report of performance evaluation of Independent Directors.
- f) recommend to the Board, all remuneration, in whatever form, payable to senior management.
- g) while formulating the policy under sub-section (3) of Section 178 of the Companies Act, 2013 ensure that —
  - (i) the level and composition of remuneration is reasonable and sufficient to attract, retain and motivate directors of the quality required to run the Company successfully;
  - (ii) relationship of remuneration to performance is clear and meets appropriate performance benchmarks; and
  - (iii) remuneration to directors, key managerial personnel and senior management involves a balance between fixed and incentive pay reflecting short and long-term performance objectives appropriate to the working of the Company and its goals.

**The composition of the Nomination & Remuneration Committee is as follows: -**

1. Venkatesh Shastry
2. Henry D'Souza
3. Rama NS
4. Kalpana Tatavarti

Mr. Venkatesh Shastry is the Chairman of the Nomination & Remuneration Committee.

Company Secretary acts as the Secretary of the Nomination & Remuneration Committee.

During the financial year ended March 31, 2021, 1 (one) meeting of the Nomination and Remuneration Committee was held, the date being May 22, 2020.

**The attendance for the Nomination and Remuneration Committee meetings is as follows:**

Name of the Member of committee	Position	No. of Meetings Attended	Leave of Absence granted
Venkatesh Shastry	Chairman	1	Nil
Henry D'Souza	Member	1	Nil
Rama NS	Member	1	Nil
Kalpana Tatavarti	Member	1	Nil

The previous Annual General Meeting of the Company was held on September 23, 2020 and the Chairman of the Nomination & Remuneration Committee was present at the Annual General Meeting of the Company. All recommendations of the Nomination & Remuneration Committee were accepted by the Board.

**Performance evaluation criteria for Independent Directors**

The Nomination and Remuneration policy of the Company lays down the criteria for Directors/Key Managerial Personnel appointment and remuneration including criteria for determining qualification, positive attributes, independence of Directors, criteria for performance evaluation of Executive and Non-Executive Directors (including Independent Directors) and other matters as prescribed under the provisions of the Act and the Listing Regulations as well as the performance evaluation criteria for Independent Directors is determined by the Nomination and Remuneration Committee. An indicative list of factors that may be evaluated including but not limited to participation and contribution by a director, commitment, effective deployment of knowledge and expertise, effective management of relationship with stakeholders, integrity and maintenance of confidentiality and independence of behaviour and judgment etc.

**C. Stakeholder Relationship Committee**

The Stakeholder Relationship Committee of the Company is constituted in line with the provisions of Regulation 20 of the Listing Regulations read with Section 178 of the Act.

**The role, duties, term of references and powers of the Stakeholders Relationship committee are as follows:**

1. Resolving the grievances of the security holders of the Company including complaints related to transfer/transmission of shares, non-receipt of annual report, non-receipt of declared dividends, issue of new/duplicate certificates, general meetings etc.
2. Review of measures taken for effective exercise of voting rights by shareholders.
3. Review of adherence to the service standards adopted by the Company in respect of various services being rendered by the Registrar & Share Transfer Agent.
4. Review of the various measures and initiatives taken by the Company for reducing the quantum of unclaimed dividends and ensuring timely receipt of dividend warrants/annual reports/statutory notices by the shareholders of the Company.

**The composition of the Stakeholders Relationship Committee is as follows:**

1. Henry D'Souza
2. Venkatesh Shastry
3. Rama NS
4. Kalpana Tatavarti
5. Shrenik Kumar Champalal

Mr. Henry D'Souza is the Chairman of the Stakeholder Relationship Committee.

Company Secretary acts as the Secretary of the Stakeholder Relationship Committee.

During the financial year ended March 31, 2021, 4 (four) meetings of Stakeholders Relationship Committee were held, the dates being May 22, 2020; August 13, 2020; November 11, 2020 and February 11, 2021.

**The attendance for the Stakeholders Relationship Committee meetings is as follows:**

Name of the Member of committee	Position	No. of Meetings Attended	Leave of Absence granted
Henry D'Souza	Chairman	4	Nil
Venkatesh Shastry	Member	4	Nil
Rama NS	Member	4	Nil
Kalpana Tatavarti	Member	4	Nil
Shrenik Kumar Champalal	Member	3	Nil

During the financial year ended March 31, 2021, 18 (Eighteen) complaints of the shareholders were received and resolved in a timely manner. There are no pending investor complaints as on March 31, 2021.

The previous Annual General Meeting of the Company was held on September 23, 2020 and the Chairman of the Stakeholder Relationship Committee was present at the Annual General Meeting of the Company. All recommendations of the Stakeholder Relationship Committee were accepted by the Board.

**Name, designation and address of Compliance Officer**

**Ms. Aruna Mohandoss**

Compliance Officer

**Registered office:** Kalyani Tech Park  
Survey No 1, 6 & 24, Kundanhalli Village,  
K R Puram Hobli, Bengaluru – 560066

**Tel:** +91 80 4364000

**E-mail:** [compliance@xchanging.com](mailto:compliance@xchanging.com)

#### D. Corporate Social Responsibility Committee

In compliance with Section 135 of the Act read with the Companies (Corporate Social Responsibility Policy) Rules 2014, the Company has established a Corporate Social Responsibility (CSR) Committee.

The CSR Committee has been entrusted with the responsibility of formulating and recommending to the Board, a Corporate Social Responsibility Policy indicating the activities to be undertaken by the Company as specified in Schedule VII of the Companies Act, 2013, recommending to the Board the amount of expenditure to be incurred on CSR activities and monitoring the Corporate Social Responsibility Policy of the Company from time to time.

**The composition of the Corporate Social Responsibility Committee (CSR) is as follows:**

1. Henry D'Souza
2. Rama NS
3. Venkatesh Shastry
4. Kalpana Tatavarti
5. Shrenik Kumar Champalal

Mr. Henry D'Souza is the Chairman of the Corporate Social Responsibility Committee.

Company Secretary acts as the Secretary of the Corporate Social Responsibility Committee.

During the financial year ended March 31, 2021, 2 (two) meetings of the CSR Committee were held; the dates being May 22, 2020 and February 11, 2021.

The attendance for the CSR Committee meetings is as follows:

Name of the Member of committee	Position	No. of Meetings Attended	Leave of Absence granted
Henry D'Souza	Chairman	2	Nil
Venkatesh Shastry	Member	2	Nil
Rama NS	Member	2	Nil
Kalpana Tatavarti	Member	2	Nil
Shrenik Kumar Champalal	Member	2	Nil

**6. GENERAL BODY MEETINGS**

**A. Details of Annual General Meetings and Special Resolutions passed**

The details of date, time, location and special resolutions at Annual General Meeting (AGM) held in last 3 (three) years are as under:

Date	Time	Venue	Special Resolutions Passed	Directors' Attendance at AGM
September 23, 2020	10:00 A.M.	Video Conferencing / Other Audio Visual Means ("VC"/ "OAVM")	NA	1. Henry D'Souza 2. Venkatesh Shastry 3. Rama NS 4. Kalpana Tatavarti 5. Chandrasekhara Rao Boddaju 6. Shrenik Kumar Champalal
August 13, 2019	10 AM	Kalyani Tech Park-Survey No 1, 6 & 24, Kundanhalli Village, K R Puram Hobli, Bengaluru - 560066	1. Approval for re-appointment of Mr. Henry D'Souza as an Independent Director of the Company. 2. Approval for appointment of Mr. Venkatesh Venkatasubba Ramanandashastry Shastry ("Venkatesh Shastry") as an Independent Director of the Company 3. Approval for appointment of Mrs. Nonavinakeri Srinivasaiyengar Rama ("Rama NS") as an Independent Director of the Company	1. Henry D'Souza 2. Venkatesh Shastry 3. Rama NS 4. Kalpana Tatavarti 5. Chandrasekhara Rao Boddaju 6. Shrenik Kumar Champalal
September 26, 2018	10 AM	SJR I-Park, Plot No. 13, 14, 15, EPIP Industrial Area, Phase I Whitefield, Bengaluru – 560 066	1. Approval for appointment & remuneration of Mr. Shrenik Kumar Champalal as Whole Time Director of the Company. 2. Approval for appointment & remuneration of Mr. Chandrasekhara Rao Boddaju as Managing Director of the Company. 3. Approval for appointment & remuneration of Mr. R a m a s w a m y Sankaranarayanan Kavalapara as Managing Director (Interim) of the Company. 4. Determine the fees for delivery of any document through a particular mode of delivery to a member.	1. Ashok Kumar Ramanathan 2. Henry D'Souza 3. Kalpana Tatavarti 4. Chandrasekhara Rao Boddaju 5. Shrenik Kumar Champalal

**B. Extraordinary General Meeting & Postal Ballot**

No Extraordinary General Meeting was conducted during the financial year ended March 31, 2021. The Details of Postal Ballot convened through Remote e-Voting facility only during the financial year are as follows:

Date	Special Resolutions passed
October 04, 2020	Approval for voluntary delisting of the Equity Shares of the Company from the BSE Limited ("BSE") and the National Stock Exchange of India Limited ("NSE")

The Company had appointed Mr. Ankush Agarwal, Partner, MAKS & Co., Company Secretary [FRN P2018UP067700] Practicing Company Secretaries, to act as the Scrutiniser, for conducting the Postal Ballot process, in a fair and transparent manner.



### 7. DISCLOSURES:

- i. There are no materially significant related party transactions of the Company which pose a potential conflict with the interest of the Company. The Related Party Transaction Policy of the Company is [available at https://www.dxc.com/in/en/about-us/xchanging-solutions-limited-investor-relations](https://www.dxc.com/in/en/about-us/xchanging-solutions-limited-investor-relations)
- ii. The Material Subsidiary Policy of the Company as approved by the Board of Directors is available at <https://www.dxc.com/in/en/about-us/xchanging-solutions-limited-investor-relations>
- iii. The Familiarization Programme for Independent Directors as approved by the Nomination and Remuneration Committee of the Company is available at <https://www.dxc.com/in/en/about-us/xchanging-solutions-limited-investor-relations>
- iv. The Board of Directors of the Company have adopted the Code of Practices and Procedures for Fair Disclosure of Price-Sensitive Information in concurrence with the requirement under SEBI (Prohibition of Insider Trading) Regulations, 2015 and SEBI (Prohibition of Insider Trading) (Amendment) Regulations, 2019; and Revised Code of Conduct for Prevention of Insider Trading. The aforesaid code is available at <https://www.dxc.com/in/en/about-us/xchanging-solutions-limited-investor-relations>.

Details of non-compliance by the Company, penalties, strictures imposed on the Company by Stock Exchanges or SEBI or any Statutory Authority, on any matter related to capital markets, during last three years: BSE Limited and National Stock Exchange of India Limited had levied fine of Rs.5,000/- each for one (1) day delay in filing of the financial results for the quarter ended September 30, 2018. Company had paid said fine.

- v. In terms of the provisions of the Securities and Exchange Board of India (Prohibition of Insider Trading) Regulations, 2015, your Company has adopted a 'Code of Conduct to regulate, monitor and report trading by designated persons in listed or proposed to be listed securities' of your Company ("the Code"). The Code aims at preserving and preventing misuse of unpublished price sensitive information. All Designated Persons (including Directors, Key Managerial Personnel and employees) of your Company are covered under the Code, which provides inter alia for periodical disclosures and obtaining pre-clearances for trading in securities of your Company. The Code is also available at the website of the Company at <https://www.dxc.com/in/en/about-us/xchanging-solutions-limited-investor-relations>.
- vi. The Company has received few routine explanations/letters from the stock exchanges and replied accordingly within prescribed time.
- vii. In accordance with the requirement of Section 177 of the Act and the Rules made there under and Regulation 22 of the Listing Regulations, the Company has formulated a 'Vigil Mechanism/Whistle Blower Policy'. No employee/ personnel have been denied access to the Audit Committee. The Vigil Mechanism / Whistle Blower Policy is available on the website of the Company at <https://www.dxc.com/in/en/about-us/xchanging-solutions-limited-investor-relations>.
- viii. The Company has not raised funds through preferential allotment or qualified institutions placement during the last year.
- ix. The Company has not adopted a treatment different from that prescribed in accounting standards.
- x. Company has taken certificate from a Company Secretary in Practice that none of the directors on the Board of the Company have been debarred or disqualified from being appointed or continuing as directors of companies by the Board/ Ministry of Corporate Affairs or any such statutory authority. The same certificate is provided in Director's report forming part of Annual Report.
- xi. There are no pecuniary relationships or transactions between Non-Executive Directors and the Company. The Independent Directors are not paid any remuneration other than the sitting fee for attending meetings of the Board and the Committees thereof as approved by the Board.
- xii. Details of compliance with mandatory requirements and adoption of non-mandatory requirements of Regulation 34(3) of the Listing Regulations read with Schedule V of the Listing Regulations: The Company has complied with all the mandatory requirements of the Listing Regulations.

The Board has taken cognizance of the discretionary requirements as specified in Part E of Schedule II of Regulation 27(1) of the SEBI Listing Regulations and are being reviewed from time to time which are as follows:

- a. **Audit Qualifications:** During the year under review, there is no audit qualification in your Company's Financial Statements nor has there been a matter of emphasis made during the year. Your Company continues to adopt best practices to ensure a regime of financial statements with unmodified audit opinion.
- b. **The Board and separate posts of the Chairperson and the Chief Executive Officer:** During the year under review, the Managing Director & Chief Executive Officer of the Company has been appointed as the designated Chairperson of the Board.
- c. **Reporting of Internal Auditor:** The internal control systems of the Company are routinely tested and verified by Internal Auditors and significant audit observations and follow-up actions are reported to the Audit Committee.
- d. **Shareholder's Right:** The quarterly results of the Company are published in English newspaper (generally Financial Express) and a local daily (generally Sanjevani) having wide circulation in Bengaluru. Further, the quarterly and half

yearly results are also posted on the website of the Company at <https://www.dxc.com/in/en/about-us/xchanging-solutions-limited-investor-relations>.

- xiii. The Board of Directors have accepted all recommendations of its committees.
- xiv. The total fees for all services paid by the Company and its subsidiary(ies), on a consolidated basis, to the Statutory Auditors of the Company, for the year ended March 31, 2021 is Rs. 119 lakhs. Same is also provided in notes to the Consolidated Financial Statements, forming part of the Annual Report.
- xv. Disclosures in relation to the Sexual Harassment of Women at Workplace (Prevention, Prohibition and Redressal) Act, 2013 are provided in Director's Report forming part of the Annual Report.
- xvi. The Company has complied with corporate governance requirements specified in Regulation 17 to 27 and clauses (b) to (i) of sub-regulation (2) of regulation 46 of Listing Regulations
- xvii. The Company does not deal in commodity and hence the disclosure pursuant to SEBI Circular dated November 15, 2018 is not required to be given.
- xviii. Disclosure with respect to demat suspense account / unclaimed suspense account - Not Applicable

### 8. MEANS OF COMMUNICATION:

The quarterly, half yearly and annual financial results of the Company are sent to the Stock Exchanges immediately after they are approved by the Board. These are also published in the prescribed format within 48 hours of the conclusion of the Board Meeting, in which they are considered, generally in all the editions of "The Financial Express" the National English daily, circulating in most parts of India and in "Sanjevani", the newspapers published in the regional language of the place, where the Company's registered office of the Company is situated. The details of financial information are also available at <https://www.dxc.com/in/en/about-us/xchanging-solutions-limited-investor-relations>.

All the official news releases are also published on the Company's website.

The Company has designated an email id exclusively for its shareholders viz., [compliance@xchanging.com](mailto:compliance@xchanging.com) for the purpose of registering complaints by investors.

### 9. GENERAL SHAREHOLDERS' INFORMATION:

#### 1. Annual General Meeting

Date and Time	: Monday, September 27, 2021 and 11:00 A.M. IST
Venue*	: Kalyani Tech Park. - Survey No 1, 6 & 24, Kundanhalli Village, K R Puram Hobli, Bengaluru - 560 066

*\* Since the Company is conducting 20<sup>th</sup> AGM through VC / OAVM pursuant to the MCA General Circulars numbers 02/2021 dated January 13, 2021, and 14/2020, 17/2020 & 20/2020 dated April 08, 2020, April 13, 2020 & May 05, 2020 respectively and Circular number SEBI/HO/CFD/CMD2/CIR/P/2021/11 and SEBI/HO/CFD/CMD1/CIR/P/2020/79 dated January 15, 2021 and May 12, 2020 respectively issued by the Securities and Exchange Board of India, there is no requirement to have a venue for the AGM. For details please refer to the Notice of 20<sup>th</sup> AGM. Accordingly, the deemed venue of AGM shall be Registered Office of the Company.*

#### 2. Financial Calendar

The financial calendar of the Company is reproduced below:

Annual General Meeting	September 27, 2021
Results for quarter ending June 30, 2021	August 2021
Results for quarter ending September 30, 2021	November 2021
Results for quarter ending December 31, 2021	February 2022
Results for year ending March 31, 2022	May 2022

- 3. Book closure : September 21, 2021 to September 27, 2021 (both days inclusive)
- 4. Cut-off Date : September 20, 2021
- 5. Dividend payment date : NA, since the Company has not declared any dividend
- 6. Listing on the Stock Exchanges

Equity Shares of the Company are listed on the BSE Limited and the National Stock Exchange of India Limited. Annual Listing fee for the year 2021-2022, has been paid to the above Stock Exchanges.

The annual custodial fee of CDSL and NSDL for the year 2021-2022 has also been paid.

Scrip Code:

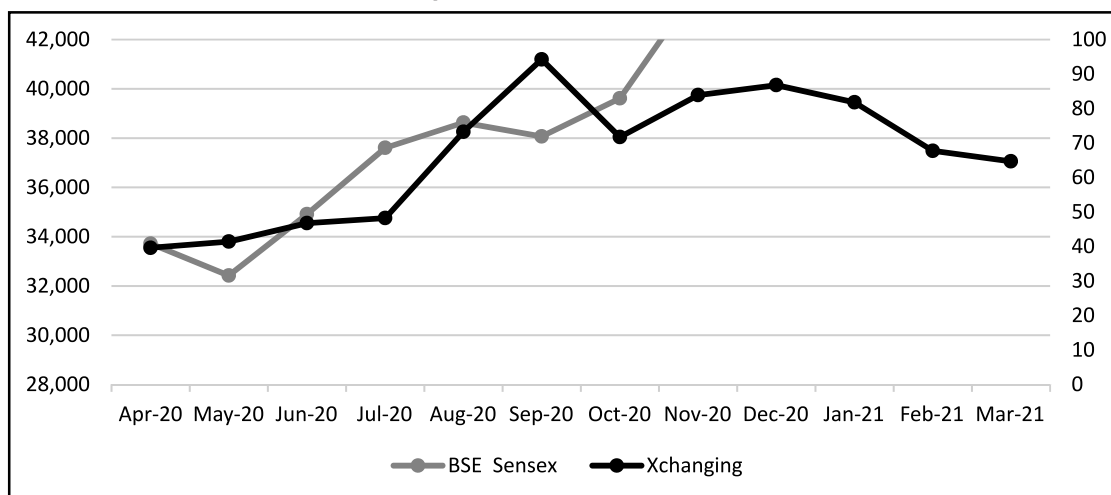
NSE	: XCHANGING
BSE	: 532616

7. Market Price Data

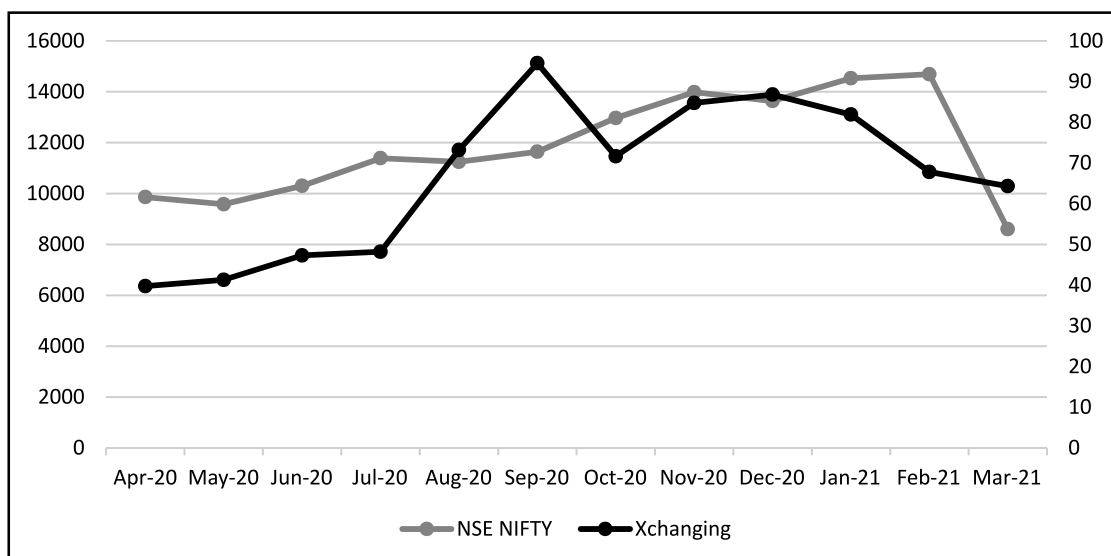
The monthly high and low share prices on both the exchanges for a period starting from April 2020 to March 2021 are as below:

Month & Year	Share price of Xchanging Solutions Limited (NSE)			Share price of Xchanging Solutions Limited (BSE)		
	High (Rs)	Low (Rs)	Close (Rs)	High (Rs)	Low (Rs)	Close (Rs)
April 2020	43.10	30.35	39.75	42.50	29.70	39.65
May 2020	44.15	35.00	41.30	44.40	34.65	41.45
June 2020	49.50	41.00	47.30	50.95	41.45	46.80
July 2020	49.75	43.00	48.20	49.70	43.05	48.25
August 2020	78.70	47.40	73.20	79.60	47.20	73.25
September 2020	98.90	71.10	94.50	99.00	66.15	94.25
October 2020	98.85	67.50	71.65	99.70	64.00	71.75
November 2020	86.00	67.25	84.75	85.75	66.55	83.90
December 2020	92.00	75.10	86.80	92.20	75.60	86.80
January 2021	96.00	79.30	81.90	96.05	79.45	81.80
February 2021	87.00	66.10	67.80	89.60	66.15	67.75
March 2021	74.90	60.15	64.30	74.90	60.30	64.70

8. Performance of Share Price in Comparison to BSE SENSEX



9. Performance of Share Price in Comparison to NSE NIFTY



**10. Registrars and Transfer Agent:**

KFin Technologies Private Limited  
Selenium Tower B, Plot 31-32, Gachibowli,  
Financial District, Nanakramguda, Hyderabad – 500 032.  
Phone: 040-67162222  
Fax 040-23001153  
Email: [einward.ris@kfintech.com](mailto:einward.ris@kfintech.com)  
Website: [www.kfintech.com](http://www.kfintech.com)

**11. Share Transfer System:**

Transfer of shares in physical form is processed by the Company’s Registrar and Transfer Agents (RTA) within fifteen days from the date of lodgement, provided the documents therefor are complete in all respects. All requests for transfer/transmission in physical form after they are processed by the RTA are submitted to the Company for approval. As per Regulation 40 of the Listing Regulations, securities of listed companies can be transferred only in dematerialised form w.e.f. April 1, 2019. Shareholders have been intimated that effective April 01, 2019; transfer of shares shall not be processed unless the shares are held in the dematerialized form with the depository. Periodic reminders were sent to the Shareholders, who held the shares in the physical form, to convert them in dematerialised mode to avoid any inconvenience in future regarding the transferability of the shares. Shareholders who wish to understand the procedure for dematerialisation of shares may contact the Company or its RTA or visit the following link:

NSDL website: <https://nsdl.co.in/faqs/faq.php>

CDSL website: <https://www.cdslindia.com/investors/open-demat.aspx>

**12. Shareholding Pattern**

**a. Categories of Shareholding as on March 31, 2021**

Category	No. of Shares held	% of shareholding
Promoters	83,552,787	75.00
Banks, FIs, Insurance Companies, Mutual Funds	5,165,403	4.64
FIs	272,247	0.24
Corporate Bodies	5,386,149	4.83
Indian Public	13,546,169	12.16
NRIs/OCBs/Foreign National/Clearing member	472,674	0.42
Others	3,008,287	2.70
<b>Grand Total</b>	<b>111,403,716</b>	<b>100.00</b>

**b. Distribution of Shareholding as on March 31, 2021**

S. No.	No. of shares	No. of shareholders	% of total shareholders	No. of shares	% to equity
1	1 - 5000	20,274	98.08	57,81,221	5.19
2	5001 - 10000	178	0.86	13,79,812	1.24
3	10001 - 20000	99	0.48	14,73,986	1.32
4	20001 - 30000	35	0.17	8,84,052	0.79
5	30001 - 40000	12	0.06	4,23,846	0.38
6	40001 - 50000	14	0.07	6,71,272	0.60
7	50001 - 100000	27	0.13	20,49,785	1.84
8	100001 and above	31	0.15	9,87,39,742	88.63
	<b>TOTAL</b>	<b>20,670</b>	<b>100.00</b>	<b>11,14,03,716</b>	<b>100.00</b>

**13. Dematerialisation of shares and liquidity**

The Company’s shares are compulsorily traded in the dematerialized form. The Company has arrangements with both National Securities Depository Limited (‘NSDL’) and Central Depository Services Limited (‘CDSL’) for demat facility. As on March 31, 2021, 111,303,806 shares representing 99.91% of the Company’s total shares were held in dematerialized form and the balance 99,910 shares representing 0.09% of the Company’s total shares were in the physical form. The Company’s shares are regularly traded on the National Stock Exchange of India Limited and BSE Limited.

**ISIN: INE 692G01013**

**14. Outstanding GDRs/ADRs/Warrants or any convertible instruments, conversion date and likely impact on equity:**

There are no outstanding GDRs/ADRs/Warrants.

**15. Plant locations:**

In view of the nature of the Company's business viz., Information Technology (IT) Services; the Company operates from various offices in India and abroad but does not have any manufacturing plant.

**16. Address for correspondence:**

Shareholders may correspond with the Company at the Registered Office of the Company or at the office of Registrars and Transfer Agent of the Company.

<b>Registered Office of the Company</b>	<b>Registrars and Transfer Agent of the Company</b>
Xchanging Solutions Limited Kalyani Tech Park - Survey No 1, 6 & 24, Kundanhalli Village, K R Puram Hobli, Bengaluru - 560066, Karnataka, India. Phone +91 80 4364 0000 Email: compliance@xchanging.com	KFin Technologies Private Limited Selenium Tower B, Plot 31 - 32 Gachibowli, Financial District, Nanakramguda, Hyderabad - 500 032 Phone +91 40 6716 2222 Fax +91 40 2300 1153 Email: einward.ris@kfintech.com Website: www.kfintech.com

**17. No. of shares traded during the Financial Year ended March 31, 2021:**

BSE: 63.64 lakh Shares

NSE: 532.40 lakh Shares

**18. Credit Ratings :** Company is not required to take credit rating.

**19. Compliance certificate by the Practicing Company Secretary:**

The Company has obtained a certificate from the Practicing Company Secretary regarding the compliance of conditions of Corporate Governance as stipulated under Schedule V (E) of the Listing Regulations, which is annexed herewith as **Annexure-B**.

# ANNEXURE-A TO CORPORATE GOVERNANCE REPORT

## COMPLIANCE CERTIFICATE

To  
The Board of Directors  
Xchanging Solutions Limited  
Bangalore

We, Chandrasekhara Rao Boddaju, Managing Director & Chief Executive Officer and Shrenik Kumar Champalal, Whole Time Director & Chief Financial Officer hereby certify to the Board that;

- a. We have reviewed the financial statements and the cash flow statement for the financial year ended March 31, 2021 and that to the best of our knowledge and belief:
  - (i) These statements do not contain any materially untrue statement or omit any material fact or contain statements that might be misleading;
  - (ii) These statements together present a true and fair view of the Company's affairs and are in compliance with existing accounting standards, applicable laws and regulations.
- b. There are, to the best of our knowledge and belief, no transactions entered into by the Company during the financial year which are fraudulent, illegal or violative of the Company's code of conduct.
- c. We accept responsibility for establishing and maintaining internal controls for financial reporting and that we have evaluated the effectiveness of the internal control systems of the Company pertaining to financial reporting and we have disclosed to the auditors and the audit committee, deficiencies in the design or operation of such internal controls, if any, of which we are aware and the steps we have taken or propose to take to rectify these deficiencies.
- d. We have indicated to the auditors and the Audit Committee:
  - (i) There are no significant changes in the internal control over financial reporting during the financial year ended March 31, 2021;
  - (ii) There are no significant changes in accounting policies during the year and that the same have been disclosed in the notes to the financial statements; and
  - (iii) There have been no instances of significant fraud of which we have become aware and involvement therein of the management or an employee having a significant role in the Company's internal control over financial reporting.
- e. We further declare that all Board Member and senior personnel have affirmed compliance with the code for the current year.

**Chandrasekhara Rao Boddaju,**  
Managing Director & Chief Executive Officer

**Shrenik Kumar Champalal**  
Whole Time Director & Chief Financial Officer

**Place : Bangalore**  
**Date : May 31, 2021**



# ANNEXURE-B TO CORPORATE GOVERNANCE REPORT

## CERTIFICATE ON CORPORATE GOVERNANCE REPORT

To,

**The Members**

**Xchanging Solutions Limited**

Kalyani Tech Park, Survey No. 1, 6 & 24,

Kundanhalli Village, K R Puram, Hobli,

Bangalore, Karnataka – 560 066

[CIN: L72200KA2002PLC030072]

We have examined the compliance of conditions of Corporate Governance by Xchanging Solutions Limited (“the Company”), for the financial year ended March 31, 2021 as stipulated under Regulations 17 to 27, clauses (b) to (i) of Regulation 46(2) and Para C, D and E of Schedule V to the SEBI (Listing Obligations and Disclosure Requirements) Regulations, 2015 (“Listing Regulations”) pursuant to the Listing Agreement of the Company with the stock exchanges.

The compliance of conditions of Corporate Governance as stipulated under the listing regulations is the responsibility of the management of the Company including the preparation and maintenance of all the relevant records and documents. Our examination was limited to procedures and implementation thereof, adopted by the Company for ensuring the compliance of the conditions of Corporate Governance. It is neither an audit nor an expression of opinion on the financial statements of the Company.

In our opinion and to the best of our information and according to the explanations given to us, we certify that the Company has complied with the conditions of Corporate Governance as stipulated under Regulations 17 to 27, clauses (b) to (i) of Regulation 46(2) and Para C, D and E of Schedule V to the Listing Regulations.

We further state that such compliance is neither an assurance as to the future viability of the Company nor the efficiency or effectiveness with which the management has conducted the affairs of the Company.

For **M/s. MAKS & Co.,**  
**Company Secretaries**  
[FRN P2018UP067700]

**Ankush Agarwal**  
**Partner**  
**Membership No:** F9719  
**Certificate of Practice No:** 14486  
**UDIN:** F009719C000379748

**Place:** Noida, U.P.  
**Date:** May 27, 2021

## BUSINESS RESPONSIBILITY REPORT

In accordance with the Regulation 34(2)(f) of the Securities and Exchange Board of India (Listing Obligations and Disclosure Requirements) Regulations, 2015, the Business Responsibility Report of Xchanging Solutions Limited (“the Company” / “XSL”) for the financial year 2020-21 is presented below.

The Company’s Business Responsibility Report (BRR) is in line with principles of National Voluntary Guidelines (NVGs) on Social, Environmental and Economic Responsibilities of Business released by the Ministry of Corporate Affairs.

The Company’s policy framework includes various codes and policies such as Employees’ Code of Conduct, Corporate Social Responsibility Policy, Whistle Blower Policy, Code for Fair Practices and Procedures for disclosure of Unpublished Price Sensitive Information etc., which are framed to enable the Company to comply with the statutory and regulatory requirements and ensure that its operations are conducted in an ethical, transparent and accountable manner. The disclosures presented in this Report cover the operations of the Company. The Business Responsibility Report of the Company is also available on its website at <https://www.dxc.com/in/en/about-us/xchanging-solutions-limited-investor-relations>.

### SECTION A:

#### GENERAL INFORMATION ABOUT THE COMPANY

1.	Corporate Identity Number (CIN) of the Company	L72200KA2002PLC030072
2.	Name of the Company	Xchanging Solutions Limited
3.	Registered and Corporate office address	Kalyani Tech Park, Survey No. 1, 6 & 24, Kundanhalli Village, K R Puram, Hobli, Bengaluru, Karnataka - 560 066
4.	Website	<a href="https://www.dxc.com/in/en/about-us/xchanging-solutions-limited-investor-relations">https://www.dxc.com/in/en/about-us/xchanging-solutions-limited-investor-relations</a>
5.	E-mail id	compliance@xchanging.com
6.	Financial Year Reported	April 1, 2020 to March 31, 2021
7.	Sector(s) that the Company is engaged in (industrial activity code-wise)	Computer programming activities - NIC Code: 6201
8.	List of key products/services that the Company provides	IT Software, IT Hardware & ITES
9.	Total number of locations where business activity is undertaken by the Company	2 overseas + 2 India locations
	(I) Number of International Locations	2
	(II) Number of National Locations	As at March 31, 2021, the Company has 2 Offices in India.
10.	Markets served by the Company	India, USA and Singapore

### SECTION B:

#### FINANCIAL DETAILS OF THE COMPANY

1.	Paid-up Capital	Rs. 111,40,37,160/- (as on March 31, 2021)
2.	Total Turnover	Rs. 5,548/- Lakhs (as on March 31, 2021)
3.	Total Profit after Taxes	Rs. 1,821/- Lakhs (as on March 31, 2021)
4.	Total spending on Corporate Social Responsibility (CSR) as a percentage of Profit after Tax	2% of average net profit of the Company made during the three immediately preceding financial years. Refer Annexure V to the Boards’ Report in the Annual Report.
5.	List of activities in which expenditure in Sr. No. 4 above has been incurred	CSR Activities in the financial year 2020-21 were in the area of education. Smart classroom facility was provided for government school children of Alwar, Bharatpur and Indore. Refer Annexure V to the Boards’ Report in the Annual Report.

## SECTION C:

### OTHER DETAILS OF THE COMPANY

1.	Does the Company have any Subsidiary Company/ Companies?	Yes, the Company has 3 (three) direct subsidiaries and 1 (One) step down subsidiary for the financial year ended March 31, 2021
2.	Do the subsidiary company/companies participate in the Business Responsibility (BR) initiatives of the parent company? If yes, then indicate the number of such subsidiary company(s).	As the BR initiatives of the Company are run at global level, all subsidiaries participate in the BR initiatives.
3.	Do any other entity/entities (e.g. suppliers, distributors etc.) that the Company does business with, participate in the BR initiatives of the Company? If yes, then indicate the percentage of such entity/ entities? [Less than 30%, 30-60%, More than 60%]	No

## SECTION D:

### BUSINESS RESPONSIBILITY INFORMATION

#### 1. Details of Director/Directors responsible for Business Responsibility

- a. Details of the Director responsible for implementation of the Business Responsibility Policy:

The CSR Committee of the Board of Directors is responsible for implementation of BR policies. The members of the CSR Committee are as follows:

S. No.	Name of the Director	DIN	Designation
1	Mr. Henry D'Souza	00276157	Independent Director
2	Mr. Venkatesh Shastry	08277771	Independent Director
3	Mrs. Rama NS	06720033	Independent Director
4	Mrs. Kalpana Tatavarti	06644105	Non-Executive Director
5	Mr. Shrenik Kumar Champalal	08099410	Whole Time Director & CFO

- b. Details of the Business Responsibility Head:

1.	DIN (if applicable)	NA
2.	Name	Mr. Lokendra Kumar Sethi
3.	Designation	Head HR – India
4.	Email Id and Telephone No.	Lokendra.Sethi@dxc.com

#### 2. Principle-wise as per National Voluntary Guidelines (NVGs) Business Responsibility Policies:

##### NINE PRINCIPLES OF THE NVGs:

The National Voluntary Guidelines on Social, Environmental and Economic Responsibilities of Business (NVGs) released by the Ministry of Corporate Affairs has adopted nine areas of Business Responsibility. These briefly are as follows:

<b>Principle 1</b>	Businesses should conduct and govern themselves with Ethics, Transparency and Accountability.
<b>Principle 2</b>	Businesses should provide goods and services that are safe and contribute to sustainability throughout their life cycle.
<b>Principle 3</b>	Businesses should promote the well-being of all employees.
<b>Principle 4</b>	Businesses should respect the interests of and be responsive towards all stakeholders, especially those who are disadvantaged, vulnerable and marginalized.
<b>Principle 5</b>	Businesses should respect and promote human rights.
<b>Principle 6</b>	Businesses should respect, protect and make efforts to restore the environment.
<b>Principle 7</b>	Businesses, when engaged in influencing public and regulatory policy, should do so in a responsible manner.
<b>Principle 8</b>	Businesses should support inclusive growth and equitable development.
<b>Principle 9</b>	Businesses should engage with and provide value to their customers and consumers in a responsible manner.

## Business Responsibility Report

The principle wise responses are given below:

Sl. No	Questions	P1	P2	P3	P4	P5	P6	P7	P8	P9
		Ethics Transparency & Accountability	Business Lifecycle Sustainability	Wellbeing of all employees	Stakeholder's Engagement	Human Rights	Protection of Environment	Public Advocacy	Inclusive Growth and equitable development	Customers' Value
1	Is there a policy for	Y	Y	Y	Y	Y	Y	N	Y	Y
2	Has the policy been formulated in consultation with the relevant stakeholders?	Y (Refer Note a)	Y (Refer Note a)	Y (Refer Note a)	Y (Refer Note a)	Y (Refer Note a)	Y (Refer Note a)	-	Y (Refer Note a)	Y (Refer Note a)
3	Does the policy conform to any national/ international standards? If yes, specify?	Y (Refer Note a)	Y (Refer Note a)	Y (Refer Note a)	Y (Refer Note a)	Y (Refer Note a)	Y (Refer Note a)	-	Y (Refer Note a)	Y (Refer Note a)
4	Has the policy been approved by the Board? If yes, has it been signed by MD/ owner/CEO/ appropriate Board Director?	Y	Y	Y	Y	Y	Y	-	Y	Y
5	Does the Company have a specified committee of the Board/ Director/ Official to oversee the implementation of the policy?	Y	Y	Y	Y	Y	Y	-	Y	Y
6	Indicate the link for the policy to be viewed online	Y (Refer Note b)	Y (Refer Note b)	- (Refer Note c)	Y (Refer Note b)	- (Refer Note c)	- (Refer Note c)	-	Y (Refer Note b)	- (Refer Note c)
7	Has the policy been formally communicated to all the relevant internal and external stakeholders?	Y	Y	Y	Y	Y	Y	-	Y	Y
8	Does the Company have an in-house structure to implement the policy?	Y	Y	Y	Y	Y	Y	-	Y	Y
9	Does the Company have a grievance redressal mechanism to address stakeholders' grievances related to the policy?	Y	Y	Y	-	Y	-	-	Y	Y
10	Has the Company carried out independent audit/ evaluation of the working of this policy by an internal or external agency?	Y (Refer Note 'd')	Y (Refer Note 'd')	Y (Refer Note 'd')	Y (Refer Note 'd')	Y (Refer Note 'd')	Y (Refer Note 'd')	-	Y (Refer Note 'd')	Y (Refer Note 'd')

# Principle-wise Policies		
P1	<b>Ethics, Transparency &amp; Accountability</b>	The Company's Policy on Code of Conduct for Board Members, Senior Management Personnel and Employees of the Company, Whistle Blower Policy, Code of Conduct for Prevention of Insider Trading, Policy on Sexual Harassment elucidate ethical behaviour, transparency and accountability.
P2	<b>Business Lifecycle Sustainability</b>	The Company promotes a culture where all efforts are directed towards providing good quality and safe products to all our customers.
P3	<b>Well-being of all Employees</b>	The Company has various policies to support employee well-being. The important ones include the Policy for prevention of sexual harassment, leave policy, health insurance policy, term insurance policy, policy on maternity benefits for female employees, policy for ensuring safety of women at workplace, policy on training and education of employees.
P4	<b>Stakeholder's Engagement</b>	The Company's CSR Policy, Shareholders Grievance Redressal mechanism guide this principle.
P5	<b>Human Rights</b>	The Company's Policy on Code of Conduct, Whistle Blower mechanism and Policy on Sexual Harassment encourage a work place environment which is free from any kind of human rights violations.
P6	<b>Protection of Environment</b>	The employees of the Company are sensitized to prevent wasteful usage of natural resources and conserve energy.
P7	<b>Public Advocacy</b>	While the Company may share its expertise to help in the formulation of public policy, it does not directly engage in lobbying or advocacy activities and hence, does not have a specific policy for this purpose.

P8	<b>Inclusive Growth and Equitable Development</b>	The CSR Policy which is focussed on the marginalized and vulnerable section of the society including offering scholarship and financial assistance to meritorious students from underprivileged communities/ disabled, to provide MP3 Player for visually challenged students, developing, augmenting and supporting infrastructure in educational institutions, providing mid-day meals to students of government schools etc.
P9	<b>Customer's Value</b>	The Code of Conduct, Shareholders Grievance Redressal Mechanism, Whistle Blower Policy etc. which have been laid down shall provide a facility to its customers, shareholders and others to record their grievances/ feedback.

**Notes:**

- The policies have been formulated in accordance with the applicable laws and regulations and through appropriate consultation with relevant stakeholders and after considering the best practices adopted by the industry.
- May include a combination of internal policies of the Company which are accessible to all internal stakeholders and the policies are placed on the Company's website. The hyperlink is <https://www.dxc.com/in/en/about-us/xchanging-solutions-limited-investor-relations>
- The policies of the Company are internal documents and are not accessible to the public. The hyperlink is <https://dxcportal.sharepoint.com/sites/policy>
- The policies are internally evaluated by various department heads, business heads and the management.

**2. Governance related to Business Responsibility:**

- Indicate the frequency with which the Board of Directors, Committee of the Board assesses the BR performance of the Company. Within 3 months, 3-6 months, annually, more than 1 year**

The executive directors and senior management of the Company monitor various aspects of social, environmental, governance and economic responsibilities of the Company on a regular basis.

The BRR was reviewed by the CSR Committee and the Board at their Meeting held on May 31, 2021.

- Does the Company publish a BR or a Sustainability Report? What is the hyperlink for viewing this report? How frequently is it published?**

The BRR forms part of the Annual Report 2020-21 and is available on the Company's website. The hyperlink is: <https://www.dxc.com/in/en/about-us/xchanging-solutions-limited-investor-relations>

**SECTION E: PRINCIPLE-WISE PERFORMANCE**

**PRINCIPLE 1: BUSINESSES SHOULD CONDUCT AND GOVERN THEMSELVES WITH ETHICS, TRANSPARENCY AND ACCOUNTABILITY**

- Does the policy relating to ethics, bribery and corruption cover only the Company? Yes/No. Does it extend to the group/ joint ventures/suppliers/contractors/NGOs/others?**

Yes. XSL considers ethical practices as an integral part of good management and is committed to act professionally, fairly and with integrity in all its dealings. The Company has a Policy on Code of Conduct for Board Members, Senior Management Personnel and Employees of the Company, Whistle Blower Policy, Code of Conduct for Prevention of Insider Trading, Policy on Sexual Harassment which governs the conduct of the employees as well as Directors of the Company.

The Whistle Blower Policy specifically covers issues related to ethics, bribery and corruption which has helped it not only gain the tremendous confidence and trust of its stakeholders but also market leadership. The said policy is available on the website of the Company at <https://www.dxc.com/in/en/about-us/xchanging-solutions-limited-investor-relations>.

XSL ensures compliance of ethical standards not only by its employees but also by its vendors, contractors etc. through appropriate clauses in the work contract signed with them.

- How many stakeholder complaints have been received in the past financial year and what percentage was satisfactorily resolved by the management? If so, provide details thereof.**

Details of the stakeholder complaints received during the financial year 2020-21 and pending as on March 31, 2021 are as under

Sl. No.	Nature of Complaints	No. of complaints received during the Year	No. of complaints resolved	% of complaints resolved
1	Complaints/ queries received from customers	0	0	NA
2	Investor complaints	18	18	100

During financial year 2020-21, no ethics concerns were received from any of the stakeholders.

### **PRINCIPLE 2: BUSINESSES SHOULD PROVIDE GOODS AND SERVICES THAT ARE SAFE AND CONTRIBUTE TO SUSTAINABILITY THROUGHOUT THEIR LIFE CYCLE.**

**1. List upto 3 of your products or services whose design has incorporated social or environmental concerns, risks and/or opportunities**

XSL is associated with the Computer programming activities and is not engaged in the business concerning design of products / services that could raise social concerns, economic risks and/or hazardous opportunities. Hence, the said principle may not be strictly applicable to XSL. However, XSL through its Business Policy is contributing positively to the socio-economic development.

**2. For each such product, provide the following details in respect of resource use (energy, water, raw material etc.) per unit of product (optional):**

- Reduction during sourcing/production/ distribution achieved since the previous year throughout the value chain?**
- Reduction during usage by consumers (energy, water) has been achieved since the previous year?**

The Company's focus is to maintain the highest standards of safety and sustainability in its services offered in alignment to Company's goals.

On account of the nature of the services provided, the major resource consumed at the Company is paper. The Company contributes towards sustainable service delivery through paperless transaction. The Company has taken a paper recycling initiative in terms of re-usage of old print outs. The Company also monitor usage of paper consumption. The Company emphasizes on integrating sustainable practices within its value chain (suppliers and customers) through acceptance of payments through Digital/online mode which in turn reduces the paper usage. Vendors are paid through NEFT/RTGS mode.

**3. Does the company have procedures in place for sustainable sourcing (including transportation)?**

The primary resource consumption of the Company is paper. As mentioned above, the Company monitors usage of paper consumption. The Company emphasizes on integrating sustainable practices within its value chain (suppliers and customers) through acceptance of payments through Digital/online mode which in turn reduces the paper usage. Vendors are paid through NEFT/RTGS mode.

**4. Has the company taken any steps to procure goods and services from local & small producers, including communities surrounding their place of work?**

The Company has its presence all over India and has a practice of purchasing goods and services required for its operations from local suppliers. The Company is progressing more towards digital transactions.

**5. Does the company have a mechanism to recycle products and waste? If yes, what is the percentage of recycling of products and waste (separately as <5%, 5-10%, >10%).**

Yes. The Company's main waste products comprises of paper waste and electronic waste. The Company has taken a paper recycling initiative in terms of re-usage of old print outs. The Company also monitor usage of paper consumption. The Company has a mechanism for responsible disposal of electronic waste in accordance with applicable laws.

### **PRINCIPLE 3: BUSINESSES SHOULD PROMOTE THE WELL BEING OF ALL EMPLOYEES**

1	Total Number of Permanent Employees	160
2	Number of Employees hired on Temporary/ Contractual/Casual Basis	NIL
3	Number of Permanent Women Employees	29
4	Permanent Employees with disabilities	NIL
5	Is there an Employee association that is recognized by management?	The Company does not have any employee association.
6	Percentage of permanent employees that are members of this recognised employee association	Not Applicable

**1. Please indicate the number of complaints relating to child labour, forced labour, involuntary labour, sexual harassment in the last financial year and pending, as on the end of the financial year.**

Sl. No.	Category	No. of complaints filed during the financial year	No. of complaints pending as at the end of the financial year
1	Child Labour/Forced Labour, Involuntary Labour	Nil	Nil
2	Sexual Harassment	Nil	Nil
3	Discriminatory Employment Practices	Nil	Nil



### 2. What percentage of your under mentioned employees were given safety and skill up-gradation training in the last year?

XSL has always believed that its employees are its most valued resource and hence, has always ensured their all-round development through regular training & leadership programs. The Company has given access to all the employees to the DXC Group university which provides various kind of development and leadership program to the employee.

Given below are the details of training imparted during the year:

1	Permanent employees to whom training has been imparted	140
2	Total training man days per employee	35
3	Permanent women employees to whom training has been imparted	26
4	Casual/Temporary/Contractual Employees to whom training has been imparted	NA
5	Employees with Disabilities to whom training has been imparted	NA

For XSL, safety of its employees is of paramount importance and as a good corporate citizen; it is committed to ensuring safety of all its employees at the workplace. Periodic communication and alerts are sent out to employees and awareness sessions are conducted on safety related aspects. Employees including those at branches were given periodic training on basic and advanced safety including evacuation drills.

### **PRINCIPLE 4: BUSINESSES SHOULD RESPECT THE INTERESTS OF, AND BE RESPONSIVE TOWARDS ALL STAKEHOLDERS, ESPECIALLY THOSE WHO ARE DISADVANTAGED, VULNERABLE AND MARGINALISED**

#### 1. Has the Company mapped its internal and external stakeholders?

Yes

#### 2. Out of the above, has the Company identified the disadvantaged, vulnerable and marginalised stakeholders?

Yes, XSL has identified the disadvantaged, vulnerable and marginalised stakeholders through community visits, household visits and socio-scientific needs assessments in under-resourced areas. The Company engages with these stakeholders through structured development initiatives, undertaken through its Corporate Social Responsibility (CSR) projects.

#### 3. Are there any special initiatives taken by the company to engage with the disadvantaged, marginalised stakeholders?

XSL as a socially responsible organization, is committed to work for the welfare of the communities around us. The community engagement interventions of the group include:

- Education scholarship project for the lesser and underprivileged children
- Career Counselling
- Aftercare and awareness program for Shelter home children
- Govt. School transformation project for holistic development
- Slum adoption for holistic sustainable development
- Child Resource Center for underprivileged Children
- Skilling program for the differently-abled youths in BPO, retail and hospitality

The Company's CSR activities focus on the disadvantaged, vulnerable and marginalised segments of society particularly children, women and the differently abled.

### **PRINCIPLE 5: BUSINESS SHOULD RESPECT AND PROMOTE HUMAN RIGHTS**

#### 1. Does the policy of the Corporation on human rights cover only the company or extend to the group/joint ventures/suppliers/contractors/NGOs/others?

Respecting and understanding the Human Rights and addressing the potential human rights violation is important responsibility of any organisation. XSL has adopted several policies viz., Code of Conduct, Policy against Sexual Harassment, Whistle Blower Policy, etc., which ensures that there are no violation of human rights in its conduct.

XSL adheres to all statutes which embody the principles of human rights such as non-discrimination, prevention of child labour, prevention of sexual harassment etc. XSL is committed to a work environment in which all individuals are treated with fairness, respect and dignity. Persons not directly connected to the Company viz., an outside vendor, consultant, supplier or client are also expected to comply with principles of human rights in all respects.

#### 2. How many stakeholder complaints have been received in the past financial year and what percent was satisfactorily resolved by the management?

During the year under review, the Company did not receive any complaint in the nature of human rights violation from any stakeholder.

### **PRINCIPLE 6: BUSINESSES SHOULD RESPECT, PROTECT, AND MAKE EFFORTS TO RESTORE THE ENVIRONMENT**

**1. Does the policy relate to Principle 6 cover only the company or extends to the group/joint ventures/suppliers/contractors/NGOs/others?**

The group has a dedicated Environmental Policy that serves as the guideline for developing initiatives for protecting and restoring environment. This policy is applicable across the Company and its subsidiaries for achieving excellence in environmental performance. This policy also applies to the suppliers, contractors and all other partners across the value chain for addressing the global environmental challenges.

In addition, the employees of the Company are sensitized to prevent wasteful usage of natural resources and conserve energy.

**2. Does the company have strategies/ initiatives to address global environmental issues such as climate change, global warming, etc?**

Yes. The Company strives towards imbibing green sustainable products, processes, policies and practices. We promote cost efficient environment-friendly measures and build awareness and consciousness of our environment among employees. The Company tries to integrate sustainable measures in the day-to-day operations by reduction of paper usage, maintenance of data and records electronically, etc. Various measures are taken to reduce the consumption of electricity by installing energy efficient equipment in our office premises.

**3. Does the company identify and assess potential environmental risks?**

Yes

**4. Does the company have any project related to Clean Development Mechanism? If so, provide details thereof. Also, if Yes, whether any environmental compliance report is used?**

Not Applicable

**5. Has the company undertaken any other initiatives on clean technology, energy efficiency, renewable energy, etc.?**

XSL promotes ecological sustainability and green initiatives by use of energy efficient resources. The Company also promotes reducing the use of paper communication and encourages use of electronic means of communication which serves towards environmental protection and sustainable growth. XSL has adopted various measures as below:

- Sends various notices and documents, including Annual Report, to its shareholders through electronic mode to their registered e-mail addresses.
- Has requested shareholders to register their e-mail IDs to get Annual Reports and other communications through e-mail instead of opting in paper mode.
- Has provided video conference facilities at most of its offices, thereby facilitating participation in meetings via video conference and avoid commuting and travel. This helps save the fuel on transport as well as time on travel.
- Installation of AC controllers in air-conditioning machines in order to save energy and support the go-green initiative.
- Continue installing energy efficient servers, thereby causing reduction in carbon footprint.
- The Company has initiated installation of LED lights in new and upcoming branches wherever possible
- E-waste is disposed off in proper way.

The above actions of the Company will contribute towards saving environment by reduction in usage of resources.

**6. Are the emissions/waste generated by the company within the permissible limits given by CPCB/SPCB for the financial year being reported?**

Yes

**7. Number of show cause/ legal notices received from CPCB/SPCB which are pending (i.e. not resolved to satisfaction) as on end of Financial Year.**

None

### **PRINCIPLE 7: BUSINESSES WHEN ENGAGED IN INFLUENCING PUBLIC AND REGULATORY POLICY, SHOULD DO SO IN A RESPONSIBLE MANNER**

**1. Is your company a member of any trade and chamber or association? If yes, name only those major ones that your business deals with:**

DXC Group as a whole is a member of various industry bodies and trade associations such as NASSCOM, etc.

**2. Have you advocated/lobbied through above associations for the advancement or improvement of public good? Yes/No; if yes specify the broad areas (drop box: Governance and Administration, Economic Reforms, Inclusive Development Policies, Energy Security, Water, Food Security, Sustainable Business Principles, Others)**

No

### **PRINCIPLE 8: BUSINESSES SHOULD SUPPORT INCLUSIVE GROWTH AND EQUITABLE DEVELOPMENT.**

**1. Does the company have specified programmes/initiatives/projects in pursuit of the policy related to Principle 8? If yes, details thereof.**

Yes. XSL and the group undertakes several projects that are focused on social development. In Financial Year 2020-21, the Company promoted inclusive growth by focusing primarily on three social sector areas, namely:

Focus Area	Mission
Education	Digitalization, Training, and Scholarship Programs
Workforce Inclusivity	Foster Digital Literacy through E-learning, and Vocational Training
Humanitarian Support	Deliver emergency assistance to victims of natural disaster or periods of crisis or trauma
Environmental Sustainability	Support environmental focussed projects to improve the environment and benefit the wider community

#### **Education**

1. Career Counselling
2. Community Resource Center project for the underprivileged children
3. Education scholarship project for the lesser and underprivileged children
4. Aftercare and awareness program for the shelter home children
5. Govt. School transformation project for holistic development
6. Higher Education project for the disabled and the underprivileged students to continue their education
7. Networked learning centers technology based hub and spoke model

#### **Workforce Inclusivity**

1. Skilling program for the differently-abled youths in BPO, retail and hospitality.
2. Career development centers to train youth in IT/Non-IT industry
3. Skilling for women at Indore villages

#### **People and wellness**

1. Conducting blood donation camps
2. Mobile health units for gynecology checkup of women at rural
3. Mobile health units for general health checkup at rural
4. Slum adoption project for holistic sustainable development
5. Transitional shelter home support for marginalized families

#### **Humanitarian Support**

1. Providing flood relief kit to the flood-affected families
2. UV- Covid Self Check Kiosk Machine at Indore Airport

#### **Environment**

1. Lake restoration project
2. Rain Water Harvesting and awareness program

**2. Are the programmes/ projects undertaken through in-house team/ own foundation/ external NGO/ government structures/ any other organisation?**

XSL has undertaken its social welfare activities for financial year 2020-21 through external NGO Samarthanam Trust for disabled as a CSR initiative.

**3. Has the company done any impact assessment of its initiative?**

Yes, we have a CSR management committee which monitor and assess the impact of all the CSR spends

**4. What is the company's direct contribution to community development projects- Amount in INR and the details of the projects undertaken?**

In financial year 2020-21, XSL had a CSR Budget of Rs.40.20 Lacs and has spent the entire amount on digitization of Govt. schools in Rajasthan and Indore.

**Project Objective :** To setup **innovative Smart Classrooms** in Government schools thereby allowing teachers to incorporate multimedia educational content in their lecture delivery, improvement in the quality of education delivered, and improved academic performance.

**Beneficiaries :** 8 Govt. Schools & 2500+ children from Govt. Schools from Rajasthan & Indore

**Project Activities :**

- Setting up of Digital Resource Centers in 8 Government schools in Rajasthan (3) and Indore (5).
- Capacity building of teachers through trainings in promoting digital literacy.
- Dissemination of knowledge in general academics and computers
- Provide digital literacy to marginalized children through digital resource centres.

**Expected Results :**

- Digitization of 8 Government schools helping 2500+ children pursue their education during the pandemic in adopting digital learning.
- Marginalized children have access to the latest technology.
- Govt. school children have early exposure to technology facilitating advanced education.
- Builds aspirations and nurtures inherent talent and ability
- Reduction in dropout rate
- Increased enrolment of the children in the Govt. schools.

For more details, please refer to Annexure V of Boards' Report in this Annual Report.

**5. Has the company taken steps to ensure that this community development initiative is successfully adopted by the community?**

Yes. Projects are designed based on the assessment of community needs. The Initiatives taken by XSL are regularly monitored through follow-up with the partnering organisations, site visits to monitor the programme, and progress reports for the activities undertaken by the project. Regular interaction with the partnering organisation and the community has helped in ensuring that best practices are adopted and also addressing any challenges for the successful implementation of such initiatives.

**PRINCIPLE 9: BUSINESSES SHOULD ENGAGE WITH AND PROVIDE VALUE TO THEIR CUSTOMERS AND CONSUMERS IN A RESPONSIBLE MANNER**

**1. What percentage of customer complaints/consumer cases are pending as at the end of the financial year?**

None

**2. Does the company display product information on the product label, over and above what is mandated as per local laws? Yes/No/N.A./Remarks**

Not applicable

**3. Is there any case filed by any stakeholder against the company regarding unfair trade practices, irresponsible advertising and/or anti-competitive behaviour during the last five years and pending as on end of financial year?**

None

**4. Did the company carry out any consumer survey/ consumer satisfaction trends?**

The Company has not carried out any formal consumer survey to map consumer satisfaction.

# INDEPENDENT AUDITOR'S REPORT

## To The Members of Xchanging Solutions Limited

### Report on the Audit of the Standalone Financial Statements

#### Opinion

We have audited the accompanying standalone financial statements of **Xchanging Solutions Limited** ("the Company"), which comprise the Balance Sheet as at March 31, 2021, and the Statement of Profit and Loss (including Other Comprehensive Income), the Statement of Cash Flows and the Statement of Changes in Equity for the year then ended, and a summary of significant accounting policies and other explanatory information.

In our opinion and to the best of our information and according to the explanations given to us, the aforesaid standalone financial statements give the information required by the Companies Act, 2013 ("the Act") in the manner so required and give a true and fair view in conformity with the Indian Accounting Standards prescribed under section 133 of the Act read with the Companies (Indian Accounting Standards) Rules, 2015, as amended, ("Ind AS") and other accounting principles generally accepted in India, of the state of affairs of the Company as at March 31, 2021, and its profit, total comprehensive income, its cash flows and the changes in equity for the year ended on that date.

#### Basis for Opinion

We conducted our audit of the standalone financial statements in accordance with the Standards on Auditing specified under section 143(10) of the Act (SAs). Our responsibilities under those Standards are further described in the Auditor's Responsibility for the Audit of the Standalone Financial Statements section of our report. We are independent of the Company in accordance with the Code of Ethics issued by the Institute of Chartered Accountants of India (ICAI) together with the ethical requirements that are relevant to our audit of the standalone financial statements under the provisions of the Act and the Rules made thereunder, and we have fulfilled our other ethical responsibilities in accordance with these requirements and the ICAI's Code of Ethics. We believe that the audit evidence obtained by us is sufficient and appropriate to provide a basis for our audit opinion on the standalone financial statements.

#### Key Audit Matters

Key audit matters are those matters that, in our professional judgment, were of most significance in our audit of the standalone financial statements of the current period. These matters were addressed in the context of our audit of the standalone financial statements as a whole, and in forming our opinion thereon, and we do not provide a separate opinion on these matters. We have determined the matters described below to be the key audit matters to be communicated in our report.

Sr. No.	Key Audit Matter	Auditor's Response
1	<p><b>Evaluation of uncertain tax positions</b></p> <p>The company has material uncertain tax positions including matters under dispute which involves significant judgment to determine the possible outcome of these disputes.</p> <p>Refer Note 3.1. (ii) and Note 20 to the Standalone financial statements.</p>	<p><b>Principal audit procedures performed:</b></p> <p>We obtained an understanding, evaluated the design and tested the operating effectiveness of internal controls relating to:</p> <ol style="list-style-type: none"><li>(1) identification, evaluation, recognition of provisions, and disclosure of material uncertain tax positions including matters under dispute by considering the assumptions and information used by management in performing this assessment;</li><li>(2) completeness and accuracy of the underlying data/information used in the assessment.</li></ol> <p>Obtained details of completed tax assessments and demands for the year ended March 31, 2021 from management. With the assistance of our internal experts we challenged the management's underlying assumptions in estimating the tax provision and the possible outcome of the disputes. Our internal experts also considered legal precedence and other rulings in evaluating management's position on these uncertain tax positions. Additionally, we considered the effect of new information in respect of uncertain tax positions as at April 1, 2020 to evaluate whether any change was required to management's position on these uncertainties.</p>

#### Information Other than the Financial Statements and Auditor's Report Thereon

The Company's Board of Directors is responsible for the other information. The other information comprises the information included in the Boards' Report including Annexures to Board's Report, Management Discussion and Analysis Report and Corporate Governance Report including annexures thereon but does not include the consolidated financial statements, standalone financial statements and our auditor's report thereon.

## Independent Auditor's Report

- Our opinion on the standalone financial statements does not cover the other information and we do not express any form of assurance conclusion thereon
- In connection with our audit of the standalone financial statements, our responsibility is to read the other information and, in doing so, consider whether the other information is materially inconsistent with the standalone financial statements or our knowledge obtained during the course of our audit or otherwise appears to be materially misstated.
- If, based on the work we have performed, we conclude that there is a material misstatement of this other information, we are required to report that fact. We have nothing to report in this regard.

### Management's Responsibility for the Standalone Financial Statements

The Company's Board of Directors is responsible for the matters stated in section 134(5) of the Act with respect to the preparation of these standalone financial statements that give a true and fair view of the financial position, financial performance including other comprehensive income, cash flows and changes in equity of the Company in accordance with the Ind AS and other accounting principles generally accepted in India. This responsibility also includes maintenance of adequate accounting records in accordance with the provisions of the Act for safeguarding the assets of the Company and for preventing and detecting frauds and other irregularities; selection and application of appropriate accounting policies; making judgments and estimates that are reasonable and prudent; and design, implementation and maintenance of adequate internal financial controls, that were operating effectively for ensuring the accuracy and completeness of the accounting records, relevant to the preparation and presentation of the standalone financial statement that give a true and fair view and are free from material misstatement, whether due to fraud or error.

In preparing the standalone financial statements, management is responsible for assessing the Company's ability to continue as a going concern, disclosing, as applicable, matters related to going concern and using the going concern basis of accounting unless management either intends to liquidate the Company or to cease operations, or has no realistic alternative but to do so.

Those Board of Directors are also responsible for overseeing the Company's financial reporting process.

### Auditor's Responsibility for the Audit of the Standalone Financial Statements

Our objectives are to obtain reasonable assurance about whether the standalone financial statements as a whole are free from material misstatement, whether due to fraud or error, and to issue an auditor's report that includes our opinion. Reasonable assurance is a high level of assurance, but is not a guarantee that an audit conducted in accordance with SAs will always detect a material misstatement when it exists. Misstatements can arise from fraud or error and are considered material if, individually or in the aggregate, they could reasonably be expected to influence the economic decisions of users taken on the basis of these standalone financial statements.

As part of an audit in accordance with SAs, we exercise professional judgment and maintain professional skepticism throughout the audit. We also:

- Identify and assess the risks of material misstatement of the standalone financial statements, whether due to fraud or error, design and perform audit procedures responsive to those risks, and obtain audit evidence that is sufficient and appropriate to provide a basis for our opinion. The risk of not detecting a material misstatement resulting from fraud is higher than for one resulting from error, as fraud may involve collusion, forgery, intentional omissions, misrepresentations, or the override of internal control.
- Obtain an understanding of internal financial control relevant to the audit in order to design audit procedures that are appropriate in the circumstances. Under section 143(3)(i) of the Act, we are also responsible for expressing our opinion on whether the Company has adequate internal financial controls system in place and the operating effectiveness of such controls.
- Evaluate the appropriateness of accounting policies used and the reasonableness of accounting estimates and related disclosures made by the management.
- Conclude on the appropriateness of management's use of the going concern basis of accounting and, based on the audit evidence obtained, whether a material uncertainty exists related to events or conditions that may cast significant doubt on the Company's ability to continue as a going concern. If we conclude that a material uncertainty exists, we are required to draw attention in our auditor's report to the related disclosures in the standalone financial statements or, if such disclosures are inadequate, to modify our opinion. Our conclusions are based on the audit evidence obtained up to the date of our auditor's report. However, future events or conditions may cause the Company to cease to continue as a going concern.
- Evaluate the overall presentation, structure and content of the standalone financial statements, including the disclosures, and whether the standalone financial statements represent the underlying transactions and events in a manner that achieves fair presentation.

Materiality is the magnitude of misstatements in the standalone financial statements that, individually or in aggregate, makes it probable that the economic decisions of a reasonably knowledgeable user of the standalone financial statements may be influenced. We consider quantitative materiality and qualitative factors in (i) planning the scope of our audit work and in evaluating the results of our work; and (ii) to evaluate the effect of any identified misstatements in the standalone financial statements.



## Independent Auditor's Report

We communicate with those charged with governance regarding, among other matters, the planned scope and timing of the audit and significant audit findings, including any significant deficiencies in internal control that we identify during our audit.

We also provide those charged with governance with a statement that we have complied with relevant ethical requirements regarding independence, and to communicate with them all relationships and other matters that may reasonably be thought to bear on our independence, and where applicable, related safeguards.

From the matters communicated with those charged with governance, we determine those matters that were of most significance in the audit of the standalone financial statements of the current period and are therefore the key audit matters. We describe these matters in our auditor's report unless law or regulation precludes public disclosure about the matter or when, in extremely rare circumstances, we determine that a matter should not be communicated in our report because the adverse consequences of doing so would reasonably be expected to outweigh the public interest benefits of such communication.

### Report on Other Legal and Regulatory Requirements

1. As required by Section 143(3) of the Act, based on our audit we report, that:
  - a. We have sought and obtained all the information and explanations which to the best of our knowledge and belief were necessary for the purposes of our audit.
  - b. In our opinion, proper books of account as required by law have been kept by the Company so far as it appears from our examination of those books.
  - c. The Balance Sheet, the Statement of Profit and Loss including Other Comprehensive Income, the Statement of Cash Flows and Statement of Changes in Equity dealt with by this Report are in agreement with the books of account.
  - d. In our opinion, the aforesaid standalone financial statements comply with the Ind AS specified under Section 133 of the Act.
  - e. On the basis of the written representations received from the directors as on March 31, 2021 taken on record by the Board of Directors, none of the directors is disqualified as on March 31, 2021 from being appointed as a director in terms of Section 164(2) of the Act.
  - f. With respect to the adequacy of the internal financial controls over financial reporting of the Company and the operating effectiveness of such controls, refer to our separate Report in "Annexure A". Our report expresses an unmodified opinion on the adequacy and operating effectiveness of the Company's internal financial controls over financial reporting.
  - g. With respect to the other matters to be included in the Auditor's Report in accordance with the requirements of section 197(16) of the Act, as amended,

In our opinion and to the best of our information and according to the explanations given to us, the remuneration paid by the Company to its directors during the year is in accordance with the provisions of section 197 of the Act.
  - h. With respect to the other matters to be included in the Auditor's Report in accordance with Rule 11 of the Companies (Audit and Auditors) Rules, 2014, as amended in our opinion and to the best of our information and according to the explanations given to us:
    - i. The Company has disclosed the impact of pending litigations on its financial position in its standalone financial statements
    - ii. The Company did not have any material foreseeable losses on long-term contracts including derivative contracts.
    - iii. There were no amounts which were required to be transferred to the Investor Education and Protection Fund by the Company.
2. As required by the Companies (Auditor's Report) Order, 2016 ("the Order") issued by the Central Government in terms of Section 143(11) of the Act, we give in "Annexure B" a statement on the matters specified in paragraphs 3 and 4 of the Order.

For **Deloitte Haskins & Sells LLP**  
Chartered Accountants  
(Firm's Registration No. 117366W/W-100018)

**Gurvinder Singh**  
(Partner)

(Membership No. 110128)  
(UDIN: 21110128AAAACV7192)

Place: Bengaluru  
Date: May 31, 2021

## Independent Auditor's Report

### ANNEXURE "A" TO THE INDEPENDENT AUDITOR'S REPORT

(Referred to in paragraph 1(f) under 'Report on Other Legal and Regulatory Requirements' section of our report of even date)

#### Report on the Internal Financial Controls Over Financial Reporting under Clause (i) of Sub-section 3 of Section 143 of the Companies Act, 2013 ("the Act")

We have audited the internal financial controls over financial reporting of **Xchanging Solutions Limited** ("the Company") as of March 31, 2021 in conjunction with our audit of the standalone Ind AS financial statements of the Company for the year ended on that date.

#### Management's Responsibility for Internal Financial Controls

The Company's management is responsible for establishing and maintaining internal financial controls based on "the internal control over financial reporting criteria established by the Company considering the essential components of internal control stated in the Guidance Note on Audit of Internal Financial Controls Over Financial Reporting issued by the Institute of Chartered Accountants of India". These responsibilities include the design, implementation and maintenance of adequate internal financial controls that were operating effectively for ensuring the orderly and efficient conduct of its business, including adherence to company's policies, the safeguarding of its assets, the prevention and detection of frauds and errors, the accuracy and completeness of the accounting records, and the timely preparation of reliable financial information, as required under the Companies Act, 2013.

#### Auditor's Responsibility

Our responsibility is to express an opinion on the Company's internal financial controls over financial reporting of the Company based on our audit. We conducted our audit in accordance with the Guidance Note on Audit of Internal Financial Controls Over Financial Reporting (the "Guidance Note") issued by the Institute of Chartered Accountants of India and the Standards on Auditing prescribed under Section 143(10) of the Companies Act, 2013, to the extent applicable to an audit of internal financial controls. Those Standards and the Guidance Note require that we comply with ethical requirements and plan and perform the audit to obtain reasonable assurance about whether adequate internal financial controls over financial reporting was established and maintained and if such controls operated effectively in all material respects.

Our audit involves performing procedures to obtain audit evidence about the adequacy of the internal financial controls system over financial reporting and their operating effectiveness. Our audit of internal financial controls over financial reporting included obtaining an understanding of internal financial controls over financial reporting, assessing the risk that a material weakness exists, and testing and evaluating the design and operating effectiveness of internal control based on the assessed risk. The procedures selected depend on the auditor's judgement, including the assessment of the risks of material misstatement of the financial statements, whether due to fraud or error.

We believe that the audit evidence we have obtained is sufficient and appropriate to provide a basis for our audit opinion on the Company's internal financial controls system over financial reporting.

#### Meaning of Internal Financial Controls Over Financial Reporting

A company's internal financial control over financial reporting is a process designed to provide reasonable assurance regarding the reliability of financial reporting and the preparation of financial statements for external purposes in accordance with generally accepted accounting principles. A company's internal financial control over financial reporting includes those policies and procedures that (1) pertain to the maintenance of records that, in reasonable detail, accurately and fairly reflect the transactions and dispositions of the assets of the company; (2) provide reasonable assurance that transactions are recorded as necessary to permit preparation of financial statements in accordance with generally accepted accounting principles, and that receipts and expenditures of the company are being made only in accordance with authorizations of management and directors of the company; and (3) provide reasonable assurance regarding prevention or timely detection of unauthorized acquisition, use, or disposition of the company's assets that could have a material effect on the financial statements.

#### Inherent Limitations of Internal Financial Controls Over Financial Reporting

Because of the inherent limitations of internal financial controls over financial reporting, including the possibility of collusion or improper management override of controls, material misstatements due to error or fraud may occur and not be detected. Also, projections of any evaluation of the internal financial controls over financial reporting to future periods are subject to the risk that the internal financial control over financial reporting may become inadequate because of changes in conditions, or that the degree of compliance with the policies or procedures may deteriorate.

#### Opinion

In our opinion, to the best of our information and according to the explanations given to us the Company has, in all material respects, an adequate internal financial controls system over financial reporting and such internal financial controls over financial reporting were operating effectively as at March 31, 2021, based on the criteria for internal financial control over financial reporting

## Independent Auditor's Report

established by the Company considering the essential components of internal control stated in the Guidance Note on Audit of Internal Financial Controls Over Financial Reporting issued by the Institute of Chartered Accountants of India.

For **Deloitte Haskins & Sells LLP**  
Chartered Accountants  
(Firm's Registration No. 117366W/W-100018)

**Gurvinder Singh**  
(Partner)  
(Membership No. 110128)  
(UDIN: 21110128AAAACV7192)

Place: Bengaluru  
Date: May 31, 2021

### ANNEXURE B TO THE INDEPENDENT AUDITOR'S REPORT

(Referred to in paragraph 2 under 'Report on Other Legal and Regulatory Requirements' section of our report of even date)

- (i) (a) The Company has maintained proper records showing full particulars, including quantitative details and situation of property, plant and equipment.
- (b) The Company has a program of verification of property, plant and equipment to cover all the items in a phased manner over a period of 3 years which, in our opinion, is reasonable having regard to the size of the Company and the nature of its assets. No physical verification was carried during the year.
- (c) According to the information and explanations given to us and the records examined by us, we report that, the company does not have immovable properties of land and buildings which are freehold as at the balance sheet date. In respect of immovable properties of land and buildings that have been taken on lease and disclosed as property, plant and equipment in the financial statements, the lease agreements are in the name of the Company.
- (ii) The Company does not have any inventory and hence reporting under clause 3 (ii) of the Order is not applicable to the Company.
- (iii) According to the information and explanation given to us, the Company has not granted any loans, secured or unsecured, to companies, firms, Limited Liability Partnerships or other parties covered in the register maintained under section 189 of the Companies Act, 2013.
- (iv) The Company has not granted any loans, made investments or provided guarantees and hence reporting under clause 3 (iv) of the Order is not applicable to the Company.
- (v) The Company has not accepted any deposit during the year and does not have any unclaimed deposit as at March 31, 2021 and therefore the provisions of the clause 3(v) of the Order is not applicable to the Company.
- (vi) The maintenance of cost records has not been specified by the Central Government under section 148(1) of the Companies Act, 2013 for the business activities carried out by the Company. Thus reporting under clause 3(vi) of the order is not applicable to the Company.
- (vii) According to the information and explanations given to us, in respect of statutory dues:
- (a) The Company has generally been regular in depositing undisputed statutory dues, including Provident Fund, Employees' State Insurance, Income-tax, Goods and Services Tax, cess and other material statutory dues applicable to it to the appropriate authorities.
- (b) There were no undisputed amounts payable in respect of Provident Fund, Employees' State Insurance, Income-tax, Goods and Services Tax, cess and other material statutory dues in arrears as at March 31, 2021 for a period of more than six months from the date they became payable.
- (c) Details of dues of Income-tax which have not been deposited as on March 31, 2021 on account of disputes are given below:

Nature of Statute	Nature of dues	Forum where dispute is pending	Period to which the amount relates	Amount (Rs. In lakhs)
Income tax Act, 1961	Income Tax	Income Tax Appellate Tribunal	Financial year 2009-10	6
			Financial year 2012-13	(*)
			Financial year 2013-14	30(**)

\*Net of Rs. 85 lakhs paid under protest

\*\* Net of Rs. 587 lakhs paid under protest

## Independent Auditor's Report

- (viii) The Company has not taken any loans or borrowings from financial institutions, banks and government or has not issued any debentures. Hence reporting under clause 3(viii) of the Order is not applicable to the Company.
- (ix) The Company has not raised moneys by way of initial public offer or further public offer (including debt instruments) or term loans and hence reporting under clause 3 (ix) of the Order is not applicable to the Company.
- (x) To the best of our knowledge and according to the information and explanations given to us, no fraud by the Company and no material fraud on the Company by its officers or employees has been noticed or reported during the year.
- (xi) In our opinion and according to the information and explanations given to us, the Company has paid / provided managerial remuneration in accordance with the requisite approvals mandated by the provisions of section 197 read with Schedule V to the Companies Act, 2013.
- (xii) The Company is not a Nidhi Company and hence reporting under clause 3 (xii) of the Order is not applicable to the company.
- (xiii) In our opinion and according to the information and explanations given to us, the Company is in compliance with Section 177 and 188 of the Companies Act, 2013, where applicable, for all transactions with the related parties and the details of related party transactions have been disclosed in the standalone financial statements as required by the applicable accounting standards.
- (xiv) During the year the Company has not made any preferential allotment or private placement of shares or fully or partly convertible debentures and hence reporting under clause 3 (xiv) of the Order is not applicable to the Company.
- (xv) In our opinion and according to the information and explanations given to us, during the year the Company has not entered into any non-cash transactions with its directors or persons connected to its directors with them and hence provisions of section 192 of the Companies Act, 2013 are not applicable.
- (xvi) The Company is not required to be registered under section 45-IA of the Reserve Bank of India Act, 1934.

For **Deloitte Haskins & Sells LLP**  
Chartered Accountants  
(Firm's Registration No. 117366W/W-100018)

**Gurvinder Singh**  
(Partner)  
(Membership No. 110128)  
(UDIN: 21110128AAAACV7192)

Place: Bengaluru  
Date: May 31, 2021

# BALANCE SHEET

## XCHANGING SOLUTIONS LIMITED

Balance Sheet as at March 31, 2021

(All amounts in Rs. Lakhs, unless otherwise stated)

	Note	As at March 31, 2021	As at March 31, 2020
<b>ASSETS</b>			
<b>Non-current assets</b>			
Property, plant and equipment	4	66	46
Right of use assets	5	107	176
Other intangible assets	6	3	3
Financial assets			
Investments	7	5,186	5,186
Loans	8	1,618	218
Other financial assets	9	101	-
Deferred tax assets (net)	10	734	731
Other non-current assets	11	2,225	1,730
<b>Total non-current assets</b>		<b>10,040</b>	<b>8,090</b>
<b>Current assets</b>			
Financial assets			
Trade receivables	12	496	815
Cash and cash equivalents	13	18,447	16,515
Bank balances other than above	14	16	17
Loans	8	-	1,400
Other financial assets	9	120	380
Other current assets	11	96	173
<b>Total current assets</b>		<b>19,175</b>	<b>19,300</b>
<b>Total assets</b>		<b>29,215</b>	<b>27,390</b>
<b>EQUITY AND LIABILITIES</b>			
<b>Equity</b>			
Equity share capital	15	11,140	11,140
Other equity	16	13,394	11,571
<b>Total equity</b>		<b>24,534</b>	<b>22,711</b>
<b>Liabilities</b>			
<b>Non-current liabilities</b>			
Financial liabilities			
Lease liabilities	34	180	118
Provisions	17	389	333
<b>Total non-current liabilities</b>		<b>569</b>	<b>451</b>

## Balance sheet

(All amounts in Rs. Lakhs, unless otherwise stated)

	Note	As at	As at
		March 31, 2021	March 31, 2020
<b>Current liabilities</b>			
Financial liabilities			
Lease liabilities	34	85	66
Trade payables			
- Dues of micro enterprises and small enterprises	18	1	-
- Dues of creditors other than micro enterprises and small enterprises	18	532	604
Other financial liabilities	19	20	31
Provisions	17	109	90
Current tax liabilities (net)	20	3,268	3,267
Other current liabilities	21	97	170
<b>Total current liabilities</b>		<b>4,112</b>	<b>4,228</b>
<b>Total liabilities</b>		<b>4,681</b>	<b>4,679</b>
<b>Total equity and liabilities</b>		<b>29,215</b>	<b>27,390</b>

See accompanying notes to the financial statements

In terms of our report attached.

For **Deloitte Haskins & Sells LLP**  
Chartered Accountants  
Firm's Registration No. 117366W/W-100018

For and on behalf of the Board of Directors

**Gurvinder Singh**  
Partner  
Membership No. 110128

**Chandrasekhara Rao Boddaju**  
Managing Director and  
Chief Executive Officer  
DIN: 08185777

**Shrenik Kumar Champalal**  
Whole Time Director and  
Chief Financial Officer  
DIN: 08099410

Place: Bengaluru  
Date: May 31, 2021

Place: Hyderabad  
Date: May 31, 2021

Place: Bengaluru  
Date: May 31, 2021

**Aruna Mohandoss**  
Company Secretary

Place: Chennai  
Date: May 31, 2021



# STATEMENT OF PROFIT AND LOSS

## XCHANGING SOLUTIONS LIMITED Statement of Profit and Loss for the year ended March 31, 2021

(All amounts in Rs. Lakhs, unless otherwise stated)

	Note	For the year ended	For the year ended
		March 31, 2021	March 31, 2020
Revenue from operations	22	4,097	4,270
Other income	23	1,451	1,568
<b>Total Income</b>		<b>5,548</b>	<b>5,838</b>
<b>Expenses</b>			
Employee benefits expense	24	2,164	2,090
Finance costs	25	25	11
Depreciation and amortisation expense	26	87	77
Other expenses	27	1,052	1,027
<b>Total expenses</b>		<b>3,328</b>	<b>3,205</b>
Profit before tax		2,220	2,633
<b>Tax expense/ (benefit)</b>			
Current tax	28	775	802
Current tax- for the earlier years	28	(372)	(579)
Deferred tax	28	(4)	141
<b>Total tax expense</b>		<b>399</b>	<b>364</b>
<b>Profit for the period</b>		<b>1,821</b>	<b>2,269</b>
<b>Other comprehensive income</b>			
(i) Items that will not be reclassified to profit or loss			
- Remeasurements of the defined benefit plans		3	4
(ii) Income tax relating to items that will not be reclassified to profit or loss		(1)	(1)
<b>Total other comprehensive income</b>		<b>2</b>	<b>3</b>
<b>Total Comprehensive Income for the period</b>		<b>1,823</b>	<b>2,272</b>
Earnings per Equity Share (of Rs.10 each)	30		
Basic- In Rs		1.63	2.04
Diluted- In Rs		1.63	2.04

See accompanying notes to the financial statements

In terms of our report attached.

For **Deloitte Haskins & Sells LLP**  
Chartered Accountants  
Firm's Registration No. 117366W/W-100018

For and on behalf of the Board of Directors

**Gurvinder Singh**  
Partner  
Membership No. 110128

**Chandrasekhara Rao Boddaju**  
Managing Director and  
Chief Executive Officer  
DIN: 08185777

**Shrenik Kumar Champalal**  
Whole Time Director and  
Chief Financial Officer  
DIN: 08099410

Place: Bengaluru  
Date: May 31, 2021

Place: Hyderabad  
Date: May 31, 2021

Place: Bengaluru  
Date: May 31, 2021

**Aruna Mohandoss**  
Company Secretary  
Place: Chennai  
Date: May 31, 2021

**XCHANGING SOLUTIONS LIMITED**  
Statement of changes in equity for the year ended March 31, 2021

(All amounts in Rs. Lakhs, unless otherwise stated)

**a EQUITY SHARE CAPITAL**

<b>Balance at April 1, 2019</b>	<b>11,140</b>
Changes in equity share capital during the year	-
<b>Balance at March 31, 2020</b>	<b>11,140</b>
Changes in equity share capital during the year	-
<b>Balance at March 31, 2021</b>	<b>11,140</b>

**b OTHER EQUITY**

Particulars	Reserves & Surplus			Total other equity
	Capital reserve	Security premium	Retained earnings	
<b>Balance as of April 1, 2019</b>	<b>57</b>	<b>8,417</b>	<b>825</b>	<b>9,299</b>
Profit for the year	-	-	2,269	2,269
Other comprehensive income for the year, net of tax	-	-	3	3
<b>Balance as of March 31, 2020</b>	<b>57</b>	<b>8,417</b>	<b>3,097</b>	<b>11,571</b>

Particulars	Reserves & Surplus			Total other equity
	Capital reserve	Security premium	Retained earnings	
<b>Balance as of April 1, 2020</b>	<b>57</b>	<b>8,417</b>	<b>3,097</b>	<b>11,571</b>
Profit for the year	-	-	1,821	1,821
Other comprehensive income for the year, net of tax	-	-	2	2
<b>Balance as of March 31, 2021</b>	<b>57</b>	<b>8,417</b>	<b>4,920</b>	<b>13,394</b>

See accompanying notes to the financial statements

In terms of our report attached.

For **Deloitte Haskins & Sells LLP**  
Chartered Accountants  
Firm's Registration No. 117366W/W-100018

For and on behalf of the Board of Directors

**Gurvinder Singh**  
Partner  
Membership No. 110128

**Chandrasekhara Rao Boddaju**  
Managing Director and  
Chief Executive Officer  
DIN: 08185777

**Shrenik Kumar Champalal**  
Whole Time Director and  
Chief Financial Officer  
DIN: 08099410

Place: Bengaluru  
Date: May 31, 2021

Place: Hyderabad  
Date: May 31, 2021

Place: Bengaluru  
Date: May 31, 2021

**Aruna Mohandoss**  
Company Secretary

Place: Chennai  
Date: May 31, 2021

# CASH FLOW STATEMENT

## XCHANGING SOLUTIONS LIMITED Statement of Cash Flows for the year ended March 31, 2021

(All amounts in Rs. Lakhs, unless otherwise stated)

	For the year ended	For the year ended
	March 31, 2021	March 31, 2020
<b>A. CASH FLOW FROM OPERATING ACTIVITIES</b>		
<b>Profit before tax</b>	2,220	2,633
<b>Adjustments for:</b>		
Depreciation and amortisation expense	18	24
Depreciation of right-of-use assets	69	53
Profit on sale of property, plant and equipment	-	(2)
Foreign exchange loss - unrealised	116	27
Interest income	(712)	(1,031)
Dividend income	-	(395)
Provision for doubtful advances	107	13
Liabilities no longer required written back	(4)	-
Other provisions no longer required written back	(102)	(115)
Interest expense	25	11
Other non cash adjustments	2	3
<b>Operating profit before working capital changes</b>	<b>1,739</b>	<b>1,221</b>
Adjustments for changes in working capital:		
<i>Adjustments for (increase) / decrease in operating assets:</i>		
Trade receivables	204	56
Other current assets	77	82
Loans & other financial assets and other assets	(351)	(29)
<i>Adjustments for increase / (decrease) in operating liabilities:</i>		
Trade payables	(72)	(237)
Other financial liabilities and other liabilities	35	(3)
Provisions	75	43
<b>Cash generated from operations</b>	<b>1,707</b>	<b>1,133</b>
Taxes paid (net of refunds)	(401)	(602)
<b>Net cash generated from operating activities (A)</b>	<b>1,306</b>	<b>531</b>
<b>B. CASH FLOW FROM INVESTING ACTIVITIES</b>		
Purchase of property, plant and equipment	(51)	(38)
Proceeds from sale of property, plant and equipment	-	2
Dividend income	-	395
Proceeds from loans given	-	250
Deposits with banks with maturity period more than 3 months but less than 12 months	1	118
Receipt of lease receivables	56	-
Interest received	754	1,019
<b>Net cash generated from investing activities (B)</b>	<b>760</b>	<b>1,746</b>

## Cash Flow Statement

(All amounts in Rs. Lakhs, unless otherwise stated)

	For the year ended	For the year ended
	March 31, 2021	March 31, 2020
<b>C. CASH FLOW FROM FINANCING ACTIVITIES</b>		
Repayment from non-current borrowings	-	(3)
Payment of lease liabilities	(109)	(45)
Interest paid	(25)	(11)
<b>Net cash used in financing activities (C)</b>	<b>(134)</b>	<b>(59)</b>
<b>Net increase in cash and cash equivalents (A + B + C)</b>	<b>1,932</b>	<b>2,218</b>
Cash and cash equivalents at the beginning of the year	16,515	14,297
<b>Cash and cash equivalents at the end of the year</b>	<b>18,447</b>	<b>16,515</b>
Cash on hand	-	-
Balances with banks:		
In current accounts	203	452
Funds in transit	-	133
Demand deposits (less than 3 months maturity)	18,244	15,930
<b>Net cash and cash equivalents included in note 13</b>	<b>18,447</b>	<b>16,515</b>
<b>Cash and cash equivalents</b>	<b>18,447</b>	<b>16,515</b>

### Notes:

(1) Figures in brackets indicate cash outflow.

See accompanying notes forming part of the financial statements

In terms of our report attached.

For **Deloitte Haskins & Sells LLP**  
Chartered Accountants  
Firm's Registration No. 117366W/W-100018

For and on behalf of the Board of Directors

**Gurvinder Singh**  
Partner  
Membership No. 110128

**Chandrasekhara Rao Boddaju**  
Managing Director and  
Chief Executive Officer  
DIN: 08185777

**Shrenik Kumar Champalal**  
Whole Time Director and  
Chief Financial Officer  
DIN: 08099410

Place: Bengaluru  
Date: May 31, 2021

Place: Hyderabad  
Date: May 31, 2021

Place: Bengaluru  
Date: May 31, 2021

**Aruna Mohandoss**  
Company Secretary

Place: Chennai  
Date: May 31, 2021

# NOTES FORMING PART OF THE FINANCIAL STATEMENTS

## XCHANGING SOLUTIONS LIMITED Notes forming part of the Financial Statements

(All amounts in Rs. Lakhs, unless otherwise stated)

### 1. GENERAL INFORMATION

Xchanging Solutions Limited ('the Company'), incorporated on February 1, 2002, is an information technology (IT) services provider with operations in India and an international presence established through subsidiaries in USA, Singapore and the UK.

### 2. SIGNIFICANT ACCOUNTING POLICIES

#### 2.1 Basis of preparation and presentation

These financial statements have been prepared in accordance with Indian Accounting Standards (Ind AS) notified under the Companies (Indian Accounting Standards) Rules, 2015 & relevant amendment rules issued thereafter and guidelines issued by the Securities and Exchange Board of India (SEBI) under the historical cost convention on the accrual basis except for certain financial instruments which are measured at fair values at the end of each reporting period as explained in the accounting policies below.

Historical cost is generally based on the fair value of the consideration given in exchange for goods and services.

Fair value is the price that would be received to sell an asset or paid to transfer a liability in an orderly transaction between market participants at the measurement date; regardless of whether that price is directly observable or estimated using another valuation technique. In estimating the fair value of an asset or a liability, the Company takes into account the characteristics of the asset or liability if market participants would take those characteristics into account when pricing the asset or liability at the measurement date. Fair value for measurement and/or disclosure purposes in these financial statements is determined on such a basis, except for share-bases payment transactions that are within the scope of Ind AS 102, leasing transactions that are within the scope of Ind AS 17, and measurements that have some similarities to fair value but are not fair value, such as net realisable value in Ind AS 2 or value in use in Ind AS 36.

In addition, for financial reporting purposes, fair value measurements are categorised into Level 1, 2 or 3 based on the degree to which the inputs to the fair value measurements are observable and the significance of the inputs to the fair value measurement in its entirety, which are described as follows:

- Level 1 inputs are quoted prices (unadjusted) in active markets for identical assets or liabilities that the entity can access at the measurement date;
- Level 2 inputs are inputs, other than quoted prices included within Level 1, that are observable for the asset or liability, either directly or indirectly; and
- Level 3 inputs are unobservable inputs for the asset or liability.

The principal accounting policies are set out below:

#### 2.2 Revenue recognition

Revenue is recognised net of Goods and Services Tax (GST) to the extent that it is probable that economic benefit will flow to the Company and that revenue can be reliably measured. Revenue is recognised upon transfer of control of promised products or services to customers in an amount that reflects the consideration we expect to receive in exchange for those products or services. Arrangements with customers for software related services are either on a fixed-price or on a time-and-material basis.

- (i) Revenue on time-and-material contracts are recognised as the related services are performed and revenue from the end of the last invoicing to the reporting date is recognised as unbilled revenue. Revenue from fixed-price where the performance obligations are satisfied over time and where there is no uncertainty as to measurement or collectability of consideration, is recognised as per the percentage-of-completion method. When there is uncertainty as to measurement or ultimate collectability, revenue recognition is postponed until such uncertainty is resolved. Efforts or costs expended have been used to measure progress towards completion as there is a direct relationship between input and productivity. Maintenance revenue is recognised ratably over the term of the underlying maintenance arrangement.
- (ii) In arrangements for software development and related services and maintenance services, the Company has applied the guidance in Ind AS 115, Revenue from contract with customer, by applying the revenue recognition criteria for each distinct performance obligation. The arrangements with customers generally meet the criteria for considering software development and related services as distinct performance obligations. For allocating the transaction price, the Company has measured the revenue in respect of each performance obligation of a contract at its relative standalone selling price. The price that is regularly charged for an item when sold separately is the best evidence of its standalone selling price. In cases where the company is unable to determine the standalone selling price, the company uses the expected cost plus margin approach in estimating the standalone selling price. For software

(All amounts in Rs. Lakhs, unless otherwise stated)

development and related services, the performance obligations are satisfied as and when the services are rendered since the customer generally obtains control of the work as it progresses.

- (iii) Contract modifications are accounted for when additions, deletions or changes are approved either to the contract scope or contract price. The accounting for modifications of contracts involves assessing whether the services added to an existing contract are distinct and whether the pricing is at the standalone selling price. Services added that are not distinct are accounted for on a cumulative catch up basis, while those that are distinct are accounted for prospectively, either as a separate contract, if the additional services are priced at the standalone selling price, or as a termination of the existing contract and creation of a new contract if not priced at the standalone selling price.
- (iv) Revenue from licenses where the customer obtains a “right to use” the licenses is recognised at the time the license is made available to the customer. Revenue from licenses where the customer obtains a “right to access” is recognised over the access period. Arrangements to deliver software products generally have three elements: license, implementation and Annual Maintenance Contracts (AMC). The company has applied the principles under Ind AS 115 to account for revenues from these performance obligations.

When implementation services are provided in conjunction with the licensing arrangement and the license and implementation have been identified as two separate performance obligations, the transaction price for such contracts are allocated to each performance obligation of the contract based on their relative standalone selling prices. In the absence of standalone selling price for implementation, the performance obligation is estimated using the expected cost plus margin approach. Where the license is required to be substantially customized as part of the implementation service the entire arrangement fee for license and implementation is considered to be a single performance obligation and the revenue is recognised using the percentage-of-completion method as the implementation is performed. Revenue from support and other services arising due to the sale of software products is recognised as the performance obligations are satisfied. AMC revenue is recognised ratably over the period in which the services are rendered.

- (v) Provision for estimated losses, if any, on incomplete contracts are recorded in the period in which such losses become probable based on the current contract estimates.
- (vi) Deferred and unearned revenues represent the estimated unearned portion of fees derived from certain fixed-rate service agreements. Unearned revenues for fixed fee contracts are recognised on a pro-rata basis over the term of the underlying service contracts, which are generally one year.
- (vii) Unbilled revenue represents costs and earnings in excess of billings as at the balance sheet date.

### 2.3 Other Income

Interest income from a financial asset is recognised when it is probable that the economic benefits will flow to the Company and the amount of income can be measured reliably. Interest income is accounted on accrual basis. Dividend income is accounted for when the right to receive it is established.

### 2.4 Leases

As a lessee:

The Company's lease asset classes primarily consist of leases for buildings. The Company assesses whether a contract contains a lease, at inception of a contract. A contract is, or contains, a lease if the contract conveys the right to control the use of an identified asset for a period of time in exchange for consideration. To assess whether a contract conveys the right to control the use of an identified asset, the Company assesses whether: (i) the contract involves the use of an identified asset (ii) the Company has substantially all of the economic benefits from use of the asset through the period of the lease and (iii) the Company has the right to direct the use of the asset.

At the date of commencement of the lease, the Company recognizes a right-of-use asset (“ROU”) and a corresponding lease liability for all lease arrangements in which it is a lessee, except for leases with a term of twelve months or less (short-term leases) and low value leases. For these short-term and low value leases, the Company recognizes the lease payments as an operating expense on a straight-line basis over the term of the lease.

Certain lease arrangements includes the options to extend or terminate the lease before the end of the lease term. ROU assets and lease liabilities includes these options when it is reasonably certain that they will be exercised. The right-of-use assets are initially recognized at cost, which comprises the initial amount of the lease liability adjusted for any lease payments made at or prior to the commencement date of the lease plus any initial direct costs less any lease incentives. They are subsequently measured at cost less accumulated depreciation and impairment losses.

Right-of-use assets are depreciated from the commencement date on a straight-line basis over the shorter of the lease term and useful life of the underlying asset. Right of use assets are evaluated for recoverability whenever events or changes in circumstances indicate that their carrying amounts may not be recoverable. For the purpose of impairment testing, the recoverable amount (i.e. the higher of the fair value less cost to sell and the value-in-use) is determined on an individual asset basis unless the asset does not generate cash flows that are largely independent of those from other



(All amounts in Rs. Lakhs, unless otherwise stated)

assets. In such cases, the recoverable amount is determined for the Cash Generating Unit (CGU) to which the asset belongs.

The lease liability is initially measured at amortized cost at the present value of the future lease payments. The lease payments are discounted using the interest rate implicit in the lease or, if not readily determinable, using the incremental borrowing rates in the country of domicile of these leases. Lease liabilities are remeasured with a corresponding adjustment to the related right of use asset if the Company changes its assessment if whether it will exercise an extension or a termination option.

Lease liability and ROU asset have been separately presented in the Balance Sheet and lease payments have been classified as financing cash flows.

Sublease: In respect of premises let out on sub lease, the Company recognises the lease payments as income on a straight-line basis over the term of the lease.

### 2.5 Foreign currencies

(i) Functional and presentation currency

The functional currency of the Company is the Indian rupee.

(ii) Initial recognition:

On initial recognition, all foreign currency transactions are recorded by applying to the foreign currency amount the exchange rate between the reporting currency and the foreign currency at the date of the transaction.

(iii) Subsequent recognition:

As at the reporting date, non-monetary items which are carried in terms of historical cost denominated in a foreign currency are reported using the exchange rate at the date of the transaction. All non-monetary items which are carried at fair value or other similar valuation denominated in a foreign currency are reported using the exchange rates that existed when the values were determined.

All monetary assets and liabilities in foreign currency are restated at the end of accounting period other than those monetary assets which are provided for being doubtful of recovery.

Exchange differences on restatement of all monetary items are recognised in the Statement of Profit and Loss.

### 2.6 Employee benefits

#### 2.6.1 Retirement benefit costs and termination benefits

Payments to defined contribution retirement benefit plans are recognised as an expense when employees have rendered service entitling them to the contributions.

For defined benefit retirement benefit plans, the cost of providing benefits is determined using the projected unit credit method, with actuarial valuations being carried out at the end of each annual reporting period. Remeasurement, comprising actuarial gains and losses is reflected immediately in the balance sheet with a charge or credit recognised in other comprehensive income in the period in which they occur. Remeasurement recognised in other comprehensive income is reflected immediately in retained earnings and is not reclassified to profit or loss. Past service cost is recognised in profit or loss in the period of a plan amendment. Net interest is calculated by applying the discount rate at the beginning of the period to the net defined benefit liability or asset. Defined benefit costs are categorised as follows:

- service cost (including current service cost, past service cost, as well as gains and losses on curtailments and settlements);
- net interest expense or income; and
- remeasurement

The Company presents the first two components of defined benefit costs in profit or loss in the line item 'Employee benefits expense'. Curtailment gains and losses are accounted for as past service costs.

The retirement benefit obligation recognised in the balance sheet represents the actual deficit or surplus in the Company's defined benefit plans. Any surplus resulting from this calculation is limited to the present value of any economic benefits available in the form of refunds from the plans or reductions in future contributions to the plans.

A liability for a termination benefit is recognised at the earlier of when the entity can no longer withdraw the offer of the termination benefit and when the entity recognises any related restructuring costs.

#### 2.6.2 Short-term and other long-term employee benefits

A liability is recognised for benefits accruing to employees in respect of wages and salaries and annual leave in the

(All amounts in Rs. Lakhs, unless otherwise stated)

period the related service is rendered at the undiscounted amount of the benefits expected to be paid in exchange for that service.

Liabilities recognised in respect of short-term employee benefits, are measured at the undiscounted amount of the benefits expected to be paid in exchange for that service.

Liabilities recognised in respect of other long-term employee benefits are measured at the present value of the estimated future cash outflows expected to be made by the Company in respect of services provided by employees up to the reporting date.

**2.7 Taxation**

Income tax expense represents the sum of the tax currently payable and deferred tax.

**2.7.1 Current tax**

Income tax expense or credit for the period is the tax payable on the current period’s taxable income using the tax rates and tax laws that have been enacted or substantively enacted by the balance sheet date. The Company periodically evaluates positions taken in tax returns with respect to situations in which applicable tax regulation is subject to interpretation. It establishes provisions where appropriate on the basis of amounts expected to be paid to the tax authorities.

**2.7.2 Deferred tax**

Deferred income tax assets and liabilities are recognized for all temporary difference arising between the tax bases of assets and liabilities and their carrying amounts in the financial statements. Deferred tax assets are reviewed at each reporting date and are reduced to the extent that it is no longer probable that the related tax benefit will be realised.

Deferred income tax assets and liabilities are measured using tax rates and tax laws that have been enacted or substantively enacted by the Balance Sheet date and are expected to apply to taxable income in the years in which those temporary differences are expected to be recovered or settled.

The effect of changes in tax rates on deferred income tax assets and liabilities is recognized as income or expense in the period that includes the enactment or the substantive enactment date. A deferred tax asset is recognized to the extent that it is probable that future taxable profit will be available against which the deductible temporary differences and tax losses can be utilised.

Deferred taxes and liabilities are offset when there is a legally enforceable right to offset current tax assets and liabilities and when the deferred tax balances relate to the same taxation authority. Current tax assets and liabilities are offset where the entity has a legally enforceable right to offset and intends either to settle on a net basis, or to realise the asset and settle the liability simultaneously.

**2.7.3 Current tax and deferred tax for the year**

Current and deferred tax is recognized in profit or loss, except to the extent that it relates to items recognized in other comprehensive income or directly in equity, in which case, the tax is also recognized in other comprehensive income or directly in equity, respectively.

**2.8 Property, plant and equipment and depreciation**

- (i) Property, plant and equipment are stated at cost of acquisition less accumulated depreciation and impairment losses. Cost comprises the purchase price and any directly attributable costs of bringing the assets to their working condition for their intended use.
- (ii) Depreciable amount for assets is the cost of an asset, or other amount substituted for cost, less its estimated residual value. Depreciation on Property, plant & equipment has been provided on the straight-line method as per the useful life prescribed in Schedule II to the Companies Act, 2013 except in respect of the following categories of assets, in whose case the life of the assets has been assessed as under based on technical advice, taking into account the nature of the asset, the estimated usage of the asset, the operating conditions of the asset, past history of replacement, anticipated technological changes etc:

<u>Category of assets</u>	<u>Estimated useful life</u>
Computers	4 to 7

- (iii) Losses arising from the retirement of, and gains or losses arising from disposal of fixed assets which are carried at cost are recognised in the Statement of Profit and Loss.

(All amounts in Rs. Lakhs, unless otherwise stated)

- (iv) Leasehold improvements are amortised over the period of lease or five years, whichever is lower.
- (v) Assets individually costing up to Rupees five thousand are fully depreciated in the year of purchase.

### **2.9 Intangible Assets and Amortisation**

Intangible assets with finite useful lives are stated at cost of acquisition less accumulated amortisation and impairment losses.

Intangible assets are recognised only if it is probable that future economic benefits that are attributable to the asset will flow to the enterprise and the cost of the asset can be measured reliably. An intangible asset is derecognised on disposal, or when no future economic benefits are expected from use or disposal. Gains or losses arising from the retirement or disposal of an intangible asset are determined as the difference between the net disposal proceeds and the carrying amount of the asset and recognised as income or expense in the Statement of Profit and Loss. Intangible assets comprise of computer software which is amortised on straight-line basis over an estimated useful life of upto seven years.

The estimated useful life of the intangible assets and the amortisation period are reviewed at the end of each financial year and the amortisation period is revised to reflect the changed pattern, if any.

### **2.10 Impairment of tangible and intangible assets**

The carrying values of tangible and intangible assets at each balance sheet date are reviewed for impairment if any indication of impairment exists. The following intangible assets are tested for impairment each financial year even if there is no indication that the asset is impaired:

- (a) an intangible asset that is not yet available for use; and (b) an intangible asset that is amortised over a period exceeding ten years from the date when the asset is available for use.

If the carrying amount of the assets exceed the estimated recoverable amount, an impairment is recognised for such excess amount. The impairment loss is recognised as an expense in the Statement of Profit and Loss, unless the asset is carried at revalued amount, in which case any impairment loss of the revalued asset is treated as a revaluation decrease to the extent a revaluation reserve is available for that asset.

The recoverable amount is the greater of the net selling price and their value in use. Value in use is arrived at by discounting the future cash flows to their present value based on an appropriate discount factor.

When there is indication that an impairment loss recognised for an asset (other than a revalued asset) in earlier accounting periods no longer exists or may have decreased, such reversal of impairment loss is recognised in the Statement of Profit and Loss, to the extent the amount was previously charged to the Statement of Profit and Loss. In case of revalued assets such reversal is not recognised.

### **2.11 Provisions and contingent liabilities**

Provisions: A provision is recognised when the Company has a present obligation as a result of past events and it is probable that an outflow of resources will be required to settle the obligation in respect of which a reliable estimate can be made. Provisions (excluding retirement benefits) are not discounted to their present value and are determined based on the best estimate required to settle the obligation at the balance sheet date. These are reviewed at each balance sheet date and adjusted to reflect the current best estimates.

Provisions for onerous contracts (i.e., contracts where the expected unavoidable costs of meeting the obligations under the contract exceed the economic benefits expected to be received under it) are recognised when it is probable that cash outflow of resources embodying economic benefits will be required to settle a present obligation as a result of an obligating event based on a reliable estimate of such obligation.

Contingent liabilities: Contingent liabilities are disclosed when there is a possible obligation arising from past events, the existence of which will be confirmed only by the occurrence or non occurrence of one or more uncertain future events not wholly within the control of the Company or a present obligation that arises from past events where it is either not probable that an outflow of resources will be required to settle or a reliable estimate of the amount cannot be made, is termed as a contingent liability.

### **2.12 Financial instruments**

Financial assets and financial liabilities are recognised when the Company becomes a party to the contractual provisions of the instruments.

Financial assets and financial liabilities are initially measured at fair value. Transaction costs that are directly attributable to the acquisition or issue of financial assets and financial liabilities (other than financial assets and financial liabilities at fair value through profit or loss) are added to or deducted from the fair value of the financial assets or financial liabilities, as appropriate, on initial recognition. Transaction costs directly attributable to the acquisition of financial assets or financial liabilities at fair value through profit or loss are recognised immediately in profit or loss.

### 2.13 Financial assets

All recognised financial assets are subsequently measured in their entirety at either amortised cost or fair value depending on the classification of the Financial assets.

#### 2.13.1 Classification of financial assets

Financial assets that meet the following conditions are subsequently measured at amortised cost (except for financial assets that are designated at fair value through profit or loss on initial recognition):

- the asset is held within a business model whose objective is to hold assets in order to collect contractual cash flows; and
- the contractual terms of the financial assets give rise on specified dates to cash flows that are solely payments of principal and interest on the principal amount outstanding.

For the impairment policy on financial assets measured at amortised cost, refer Note 2.13.3

Financial assets that meet the following conditions are subsequently measured at Fair Value Through Other Comprehensive Income ("FVTOCI") (except for financial assets that are designated as at fair value through profit or loss on initial recognition):

- the asset is held within a business model whose objective is achieved both by collecting contractual cash flows and selling financial assets; and
- the contractual terms of the financial assets give rise on specified dates to cash flows that are solely payments of principal and interest on the principal amount outstanding.

Interest income is recognised in profit or loss for FVTOCI financial assets. For the purposes of recognising foreign exchange gains and losses, FVTOCI debt instruments are treated as financial assets measured at amortised cost. Thus, the exchange differences on the amortised cost are recognised in profit or loss and other changes in the fair value of FVTOCI financial assets are recognised in other comprehensive income and accumulated under the heading of 'Reserve for financial assets through other comprehensive income'. When the investment is disposed of, the cumulative gain or loss previously accumulated in this reserve is reclassified to profit or loss.

For the impairment policy on financial assets at FVTOCI, refer Note 2.13.3

All other financial assets are subsequently measured at fair value.

#### 2.13.2 Financial assets at fair value through profit or loss (FVTPL)

Financial assets that do not meet the amortised cost criteria or FVTOCI criteria are measured at FVTPL. In addition, financial assets that meet the amortised cost criteria or the FVTOCI criteria but are designated as at FVTPL are measured at FVTPL.

A financial asset that meets the amortised cost criteria or debt instruments that meet the FVTOCI criteria may be designated as at FVTPL upon initial recognition if such designation eliminates or significantly reduces a measurement or recognition inconsistency that would arise from measuring assets or liabilities or recognising the gains and losses on them on different bases. The Company has not designated any debt instrument as at FVTPL.

Financial assets at FVTPL are measured at fair value at the end of each reporting period, with any gains or losses arising on remeasurement recognised in profit or loss. The net gain or loss recognised in profit or loss incorporates any dividend or interest earned on the financial asset and is included in the 'Other income' line item. Dividend on financial assets at FVTPL is recognised when the Company's right to receive the dividends is established, it is probable that the economic benefits associated with the dividend will flow to the entity, the dividend does not represent a recovery of part of cost of the investment and the amount of dividend can be measured reliably.

#### 2.13.3 Impairment of financial assets

In accordance with Ind AS 109, the Company applies Expected Credit Loss (ECL) model for measurement and recognition of impairment loss on the Financial assets that are initially measured at fair value with subsequent measurement at amortised cost e.g Trade receivables, unbilled revenue etc.

The Company follows 'simplified approach' for recognition of impairment loss allowance for trade receivables. The application of simplified approach does not require the Company to track changes in credit risk. Rather, it recognises impairment loss allowance based on lifetime ECLs at each reporting date, right from its initial

(All amounts in Rs. Lakhs, unless otherwise stated)

recognition. For recognition of impairment loss on other financial assets and risk exposure, the Company determines whether there has been a significant increase in the credit risk since initial recognition. If credit risk has not increased significantly, twelve month ECL is used to provide for impairment loss. However, if credit risk has increased significantly, lifetime ECL is used. If, in the subsequent period, credit quality of the instrument improves such that there is no longer a significant increase in credit risk since initial recognition, then the entity reverts to recognising impairment loss allowance based on a twelve month ECL.

ECL is the difference between all contractual cash flows that are due to the Company in accordance with the contract and all the cash flows that the entity expects to receive (i.e., all cash shortfalls), discounted at the original Effective Interest Rate (EIR).

### Allowance for Trade receivables

The Company follows a 'simplified approach' (i.e. based on lifetime ECL) for recognition of impairment loss allowance on Trade receivables. For the purpose of measuring lifetime ECL allowance for trade receivables, the Company estimates irrecoverable amounts based on the ageing of the receivable balances and historical experience. Individual trade receivables are written off when management deems them not to be collectible.

#### 2.13.4 Derecognition of financial assets

The Company derecognises a financial asset when the contractual rights to the cash flows from the asset expire, or when it transfers the financial asset and substantially all the risks and rewards of ownership of the asset to another party. If the Company neither transfers nor retains substantially all the risks and rewards of ownership and continues to control the transferred asset, the Company recognises its retained interest in the asset and an associated liability for amounts it may have to pay. If the Company retains substantially all the risks and rewards of ownership of a transferred financial asset, the Company continues to recognise the financial asset and also recognises a collateralised borrowing for the proceeds received.

On derecognition of a financial asset in its entirety, the difference between the asset's carrying amount and the sum of the consideration received and receivable and the cumulative gain or loss that had been recognised in other comprehensive income and accumulated in equity is recognised in profit or loss if such gain or loss would have otherwise been recognised in profit or loss on disposal of that financial asset.

#### 2.13.5 Foreign exchange gains and losses

The fair value of financial assets denominated in a foreign currency is determined in that foreign currency and translated at the spot rate at the end of each reporting period. For foreign currency denominated financial assets measured at amortised cost and FVTPL, the exchange differences are recognised in profit or loss.

#### 2.13.6 Investment in subsidiaries

Investment in subsidiaries is carried at cost in the separate financial statements.

### **2.14 Financial liabilities**

#### Classification as debt

Debt are classified as financial liabilities in accordance with the substance of the contractual arrangements and the definitions of a financial liability

#### Financial liabilities

##### 2.14.1 Financial liabilities subsequently measured at amortised cost

Financial liabilities that are not held-for-trading and are not designated as at FVTPL, are measured at amortised cost at the end of subsequent accounting periods. The carrying amounts of financial liabilities that are subsequently measured at amortised cost are determined based on the effective interest method. Interest expense that is not capitalised as part of costs of an asset is included in the 'Finance costs' line item.

##### 2.14.2 Foreign exchange gains and losses

For financial liabilities that are denominated in a foreign currency and are measured at amortised cost at the end of each reporting period, the foreign exchange gains and losses are determined based on the amortised cost of the instruments and are recognised in profit or loss.

##### 2.14.3 Derecognition of financial liabilities

The Company derecognises financial liabilities when, and only when, the Company's obligations are discharged, cancelled or have expired, An exchange between with a lender of debt instruments with substantially different terms is accounted for as an extinguishment of the original financial liability and the recognition of a new



(All amounts in Rs. Lakhs, unless otherwise stated)

financial liability. Similarly, a substantial modification of the terms of an existing financial liability (whether or not attributable to the financial difficulty of the debtor) is accounted for as an extinguishment of the original financial liability and the recognition of a new financial liability. The difference between the carrying amount of the financial liability derecognised and the consideration paid and payable is recognised in profit or loss.

### **2.15 Derivative financial instruments**

The Company enters into derivative financial instruments to manage its exposure to foreign exchange rate risks through foreign exchange forward contracts. Further details of derivative financial instruments are disclosed in note 32.

Derivatives are initially recognised at fair value at the date the derivative contracts are entered into and are subsequently remeasured to their fair value at the end of each reporting period. The resulting gain or loss is recognised in profit or loss immediately.

### **2.16 Use of estimates**

The preparation of the financial statements in conformity with Ind AS requires the Management to make estimates and assumptions considered in the reported amounts of assets and liabilities (including contingent liabilities) and the reported income and expenses during the period. The Management believes that the estimates used in preparation of the financial statements are prudent and reasonable. Future results could differ due to these estimates and the differences between the actual results and the estimates are recognised in the periods in which the results are known / materialise.

### **2.17 Cash and cash equivalents (for purposes of Cash Flow Statement)**

Cash comprises cash on hand and demand deposits with banks. Cash equivalents are short-term balances (with an original maturity of three months or less from the date of acquisition), highly liquid investments that are readily convertible into known amounts of cash and which are subject to insignificant risk of changes in value.

### **2.18 Cash flow statement**

Cash flows are reported using the indirect method, whereby profit / (loss) before extraordinary items and tax is adjusted for the effects of transactions of non-cash nature and any deferrals or accruals of past or future cash receipts or payments. The cash flows from operating, investing and financing activities of the Company are segregated based on the available information.

### **2.19 Investments**

Long-term investments (excluding investment properties), are carried individually at cost less provision for diminution, other than temporary, in the value of such investments. Current investments are carried individually, at fair value. Cost of investments include acquisition charges such as brokerage, fees and duties.

### **2.20 Segment Reporting**

Ind AS 108 establishes standards for the way that public business enterprises report information about operating segments and related disclosures about products and services, geographic areas, and major customers. Based on the 'management approach' as defined in Ind AS 108, the Chief Operating Decision Maker (CODM) evaluates the Company's performance based on an analysis of various performance indicators by business segments and geographic segments.

The accounting policies adopted for segment reporting are in conformity with the accounting policies adopted for the Company. Revenue and expenses have been identified to segments on the basis of their relationship to the operating activities of the segment. Revenue and expenses, which relate to the Company as a whole and are not allocable to segments on a reasonable basis, is included as "Unallocated". Segment assets includes all the assets except for deferred tax assets which are treated as unallocable.

The dominant source of risk and returns of the enterprise is considered to be the business in which it operates, viz. - Information Technology (IT) Services. The sub businesses are fully aligned to IT Services business of the Company and the same are being viewed by the management as a single business segment. Being a single business segment company, no primary segment information is being provided.

### **2.21 Earnings per share**

Basic earnings per share is calculated by dividing the net profit or loss for the period attributable to equity shareholders by the weighted average number of equity shares outstanding during the period. The weighted average number of equity shares outstanding during the period and for all periods presented is adjusted for events, such as bonus shares, other than the conversion of potential equity shares, that have changed the number of equity shares outstanding, without a corresponding change in resources. For the purpose of calculating diluted earnings per share, the net profit or loss for the period attributable to equity shareholders and the weighted average number of shares outstanding during the period is adjusted for the effects of all dilutive potential equity shares.



(All amounts in Rs. Lakhs, unless otherwise stated)

### **2.22 Project work expenses**

Project work expenses represents amounts charged by sub-contractors. These expenses are recognised on an accrual basis.

### **2.23 GST input credit**

GST input credit is accounted for in the books in the period in which the underlying service received is accounted and when there is reasonable certainty in availing/ utilising the credits.

### **2.24 Operating Cycle**

All assets and liabilities have been classified as current or non-current as per the Company's normal operating cycle and other criteria set out in the Schedule III to the Companies Act, 2013. Based on the nature of services and the time between the acquisition of assets for processing and their realisation in cash and cash equivalents, the Company has ascertained its operating cycle as 12 months for the purpose of current – non current classification of assets and liabilities.

## **3. Critical accounting judgements and key sources of estimation uncertainty**

In the application of the Company's accounting policies, which are described in note 2, the management of the Company is required to make judgements, estimates and assumptions about the carrying amounts of assets and liabilities that are not readily apparent from other sources. The estimates and associated assumptions are based on historical experience and other factors that are considered to be relevant. Actual results may differ from these estimates.

The estimates and underlying assumptions are reviewed on an ongoing basis. Revisions to accounting estimates are recognised in the period in which the estimate is revised if the revision affects only that period, or in the period of the revision and future periods if the revision affects both current and future periods.

### **3.1 Critical judgements in applying accounting policies**

The following are the critical judgements, apart from those involving estimations, that the management have made in the process of applying the Company's accounting policies and that have the most significant effect on the amounts recognised in the financial statements.

- i) Impairment of investment in subsidiaries- Determining whether investment in subsidiaries is impaired requires an estimation of the value in use of the subsidiaries. The value in use calculation requires the management to estimate the future cash flows expected to arise from the subsidiaries operations and a suitable discount rate in order to calculate present value. Where the actual future cash flows are less than expected, a material impairment loss may arise. No impairment for investment in subsidiaries has been identified during the year.
- ii) Income taxes- The Company has tax jurisdiction in India. Significant judgments are involved in determining the provision for income taxes, including the amount expected to be paid or recovered in connection with uncertain tax positions. Also refer to note 28.
- iii) Fair value measurements and valuation processes- Derivative financial instruments are measured at fair value and the gratuity liability is measured based on actuarial valuation for financial reporting purposes. In estimating the fair value and actuarial valuation, the Company uses market-observable data to the extent it is available. Where such inputs are not available, the Company engages third party qualified valuers to perform the valuation.
- iv) Ind AS 116 requires lessees to determine the lease term as the non-cancellable period of a lease adjusted with any option to extend or terminate the lease, if the use of such option is reasonably certain. The Company makes an assessment on the expected lease term on a lease-by-lease basis and thereby assesses whether it is reasonably certain that any options to extend or terminate the contract will be exercised. In evaluating the lease term, the Company considers factors such as any significant leasehold improvements undertaken over the lease term, costs relating to the termination of the lease and the importance of the underlying asset to Company's operations taking into account the location of the underlying asset and the availability of suitable alternatives. The lease term in future periods is reassessed to ensure that the lease term reflects the current economic circumstances. Refer note no 2.4
- v) Estimation uncertainty relating to COVID-19 outbreak- The Company has considered internal sources of information up to the date of approval of the financial statements in determining the impact on various elements of its financial statements. The Company has used the principles of prudence in applying judgments, estimates and assumptions and based on the current estimates, the Company expects to fully recover the carrying amount of trade receivables including unbilled receivables and investments. The eventual outcome of impact of the global health pandemic may be different from those estimated as on the date of approval of these financial statements.

## Notes forming part of the Financial Statements

(All amounts in Rs. Lakhs, unless otherwise stated)

	As at March 31, 2021	As at March 31, 2020
<b>4 PROPERTY, PLANT AND EQUIPMENT</b>		
(Refer note 2.8 and 2.10)		
(Owned unless specified)		
<b>Carrying amounts of:</b>		
Leasehold Improvements	7	10
Computers	53	28
Vehicles	-	-
Office Equipment	3	5
Furniture and Fittings	3	3
	<u>66</u>	<u>46</u>

### The changes in the carrying value for the year ended March 31, 2021

Particulars	Leasehold Improvements	Computers	Vehicles	Office Equipment	Furniture and Fittings	Total
<b>Gross carrying value</b>						
Balance as at April 1, 2019	-	1,012	29	159	10	1,210
Additions	15	23	-	2	3	43
Disposals	-	(152)	(29)	(9)	-	(190)
<b>Balance as at March 31, 2020</b>	<b>15</b>	<b>883</b>	<b>-</b>	<b>152</b>	<b>13</b>	<b>1,063</b>
Additions	-	36	-	-	1	37
Disposals	-	(20)	-	(43)	(5)	(68)
<b>Balance as at March 31, 2021</b>	<b>15</b>	<b>899</b>	<b>-</b>	<b>109</b>	<b>9</b>	<b>1,032</b>
<b>Accumulated depreciation</b>						
Balance as at April 1, 2019	-	997	29	150	10	1,186
Depreciation expense	5	10	-	6	-	21
Eliminated on disposals of assets	-	(152)	(29)	(9)	-	(190)
<b>Balance as at March 31, 2020</b>	<b>5</b>	<b>855</b>	<b>-</b>	<b>147</b>	<b>10</b>	<b>1,017</b>
Depreciation expense	3	11	-	2	1	17
Eliminated on disposals of assets	-	(20)	-	(43)	(5)	(68)
<b>Balance as at March 31, 2021</b>	<b>8</b>	<b>846</b>	<b>-</b>	<b>106</b>	<b>6</b>	<b>966</b>
<b>Carrying value as at March 31, 2021</b>	<b>7</b>	<b>53</b>	<b>-</b>	<b>3</b>	<b>3</b>	<b>66</b>
<b>Carrying value as at March 31, 2020</b>	<b>10</b>	<b>28</b>	<b>-</b>	<b>5</b>	<b>3</b>	<b>46</b>

## 5 RIGHT OF USE ASSETS

(Refer note 2.4)

Following are the changes in the carrying value of right of use assets for the year ended March 31, 2021:

Particulars	Buildings
Balance as at April 1, 2019	-
On account of adoption of IND AS 116	64
Additions	165
Depreciation	(53)
<b>Balance as at March 31, 2020</b>	<b>176</b>
Additions	-
Depreciation	(69)
<b>Balance as at March 31, 2021</b>	<b>107</b>

The aggregate depreciation expense on ROU assets is included under depreciation and amortization expense in the Statement of Profit and Loss.

## Notes forming part of the Financial Statements

(All amounts in Rs. Lakhs, unless otherwise stated)

	As at March 31, 2021	As at March 31, 2020
<b>6 OTHER INTANGIBLE ASSETS</b>		
(Refer note 2.9 and 2.10)		
<b>Carrying amounts of:</b>		
Computer software	3	3
	<u>3</u>	<u>3</u>

Particulars	Computer software	Total
<b>Gross carrying value</b>		
Balance as at April 1, 2019	62	62
Additions	1	1
Disposals	-	-
<b>Balance as at March 31, 2020</b>	<b>63</b>	<b>63</b>
Additions	1	1
Disposals	-	-
<b>Balance as at March 31, 2021</b>	<b>64</b>	<b>64</b>
<b>Accumulated amortisation</b>		
Balance as at April 1, 2019	57	57
Amortisation expense	3	3
Disposals	-	-
<b>Balance as at March 31, 2020</b>	<b>60</b>	<b>60</b>
Amortisation expense	1	1
Disposals	-	-
<b>Balance as at March 31, 2021</b>	<b>61</b>	<b>61</b>
<b>Carrying value as at March 31, 2021</b>	<b>3</b>	<b>3</b>
<b>Carrying value as at March 31, 2020</b>	<b>3</b>	<b>3</b>

	As at March 31, 2021	As at March 31, 2020
<b>7 INVESTMENTS</b>		
<b>Non-current</b>		
Investments in equity instruments		
Wholly owned Subsidiary Companies :		
<b>(Unquoted, at cost, unless otherwise stated, fully paid up)</b>		
(Refer note 2.10, 2.19, 2.13.6 and 3.1.(i))		
Xchanging Solutions (Singapore) Pte Limited, Singapore 2,300,000 (2020: 2,300,000) ordinary shares of Singapore\$1 each	7	7
Xchanging Solutions (Europe) Limited, UK 1 (2020: 2,664,278) ordinary shares of GBP 1 each [Refer note 39]	-	2,222
(Less): Provision for diminution in value of investment	-	<u>(2,222)</u>
Xchanging Solutions (USA) Inc, USA 1,000 (2020: 9,930,062) common stock of US\$ 9,930 (2020: US\$ 1) each [Refer note 38]	11,224	11,224
(Less) : Provision for diminution in value of investment	<u>(6,045)</u>	<u>(6,045)</u>
	<b>5,186</b>	<b>5,186</b>
Aggregate carrying value of unquoted investments	11,231	13,453
Aggregate amount of impairment in value of investments	<u>(6,045)</u>	<u>(8,267)</u>

## Notes forming part of the Financial Statements

(All amounts in Rs. Lakhs, unless otherwise stated)

	As at March 31, 2021	As at March 31, 2020
<b>8 LOANS</b>		
(Refer note 2.13 and 2.16)		
Unsecured, considered good unless otherwise stated		
<b>Non-current</b>		
Loans and advances:		
Subsidiaries [Refer note 38 and note (i) below]:		
- Considered doubtful	17,283	17,283
(Less): Provision for doubtful loans	(17,283)	(17,283)
Fellow subsidiaries [Refer note 33 and note (ii) below]	1,618	218
	<b>1,618</b>	<b>218</b>
<b>Current</b>		
Loans and advances:		
Fellow subsidiaries [Refer note 33 and note (ii) below]	-	1,400
	-	<b>1,400</b>
<b>Notes:</b>		
(i) As at March 31, 2021, the loans and advances balance of Rs. 17,283 (2020: Rs. 17,283) due from subsidiaries is interest free and repayable on demand. However, management does not have an intention to demand these loans in the next 12 months and hence these have been classified under non-current financial assets. These financial assets are carried at amortised cost.		
(ii) As at March 31, 2021, the loans and advances balance of Rs. 1,618 (2020: Rs. 1,618) due from fellow subsidiaries is at 12% interest rate p.a. and repayable on demand. However, management does not have an intention to demand these loans in the next 12 months and hence these have been classified under non-current financial assets. These financial assets are carried at amortised cost.		
<b>9 OTHER FINANCIAL ASSETS</b>		
(Refer note 2.2, 2.13 and 2.16)		
Unsecured considered good unless otherwise stated		
<b>Non-current</b>		
Lease receivable from fellow subsidiaries [Refer note 33]	101	-
	<b>101</b>	-
<b>Current</b>		
Expenses recoverable from fellow subsidiaries [Refer note 33]:		
- Subsidiaries	5	4
- Fellow subsidiaries	-	21
Lease receivable from fellow subsidiaries [Refer note 33]	46	-
Security deposits		
- Considered good	-	170
- Considered doubtful	117	24
(Less): Provision for doubtful advances	(117)	(24)
Unbilled revenue	44	125
Interest accrued on loans to fellow subsidiaries [Refer note 33]	15	15
Interest accrued on bank deposits	1	43
Other Loans and advances (includes advances to employees and other receivables)		
- Considered good	9	2
- Considered doubtful	13	17
(Less): Provision for doubtful advances	(13)	(17)
	<b>120</b>	<b>380</b>

(All amounts in Rs. Lakhs, unless otherwise stated)

**10 DEFERRED TAX ASSETS (NET)**

(Refer note 2.7 and 3.1.(ii))

Details of deferred tax assets and liabilities as at March 31, 2021 comprise of the following:

Particulars	As at April 1, 2020	(Credit)/ Charged to Statement of Profit and Loss	Recognised in Other Comprehensive Income	As at March 31, 2021
<b>Deferred Tax Assets</b>				
Depreciation	146	25	-	121
Provision for gratuity	78	(8)	1	85
Provision for compensated absences	28	(12)	-	40
Provision for other employee benefits	15	(17)	-	32
Provision for doubtful debts	330	13	-	317
Provision for doubtful advances	118	(7)	-	125
Adjustment for lease	2	(4)	-	6
Others	14	6	-	8
<b>Total (A)</b>	<b>731</b>	<b>(4)</b>	<b>1</b>	<b>734</b>
<b>Deferred Tax Liabilities (B)</b>	-	-	-	-
<b>Deferred Tax Assets (Net) (A)-(B)</b>	<b>731</b>	<b>(4)</b>	<b>1</b>	<b>734</b>

**As at March 31, 2020**

Particulars	As at April 1, 2019	(Credit)/ Charged to Statement of Profit and Loss	Recognised in Other Comprehensive Income	As at March 31, 2020
<b>Deferred Tax Assets</b>				
Depreciation	187	41	-	146
Provision for gratuity	88	9	1	78
Provision for compensated absences	22	(6)	-	28
Provision for other employee benefits	19	4	-	15
Provision for doubtful debts	362	32	-	330
Provision for doubtful advances	175	57	-	118
Adjustment for lease	-	(2)	-	2
Others	20	6	-	14
<b>Total (A)</b>	<b>873</b>	<b>141</b>	<b>1</b>	<b>731</b>
<b>Deferred Tax Liabilities (B)</b>	-	-	-	-
<b>Deferred Tax Assets (Net) (A)-(B)</b>	<b>873</b>	<b>141</b>	<b>1</b>	<b>731</b>

	As at March 31, 2021	As at March 31, 2020
--	----------------------	----------------------

**11 OTHER ASSETS**

(Refer note 2.23)

Unsecured considered good unless otherwise stated

**Non-current**

Prepaid Expenses	1	7
Advances recoverable in kind		
- Income tax	1,775	1,486
- Service tax [Refer note 36]	177	-
Balances with Government Authorities (Service tax & GST)		
- Considered good	205	237
- Considered doubtful	352	429
(Less): Provision for doubtful advances	(352)	(429)
Security deposits	67	-
	<b>2,225</b>	<b>1,730</b>

## Notes forming part of the Financial Statements

(All amounts in Rs. Lakhs, unless otherwise stated)

	As at March 31, 2021	As at March 31, 2020
<b>Current</b>		
Balances with Government Authorities (GST)	24	78
Prepaid Expenses	71	59
Other Loans and advances		
- Considered good	1	36
- Considered doubtful	14	-
(Less): Provision for doubtful advances	(14)	-
	<u>96</u>	<u>173</u>
<b>12 TRADE RECEIVABLES</b>		
(Refer note 2.13, 32 and 33)		
(Unsecured)		
Considered good	496	815
Considered doubtful	1,260	1,309
Less: Provision for doubtful trade receivables	(1,260)	(1,309)
	<u>496</u>	<u>815</u>
<b>13 CASH AND CASH EQUIVALENTS</b>		
(Refer note 2.17)		
Balances with banks		
In current accounts	203	452
Funds in transit	-	133
In demand deposit accounts (less than 3 months maturity)	18,244	15,930
Cash on hand	-	-
Cash and cash equivalent as per statement of cash flow	<u>18,447</u>	<u>16,515</u>
<b>14 OTHER BANK BALANCES</b>		
Long Term Deposit with maturity more than 3 months but less than 12 months	16	17
	<u>16</u>	<u>17</u>
Fixed Deposits with Banks include: Rs. 16 (2020: Rs. 17) which are under lien		
<b>15 EQUITY SHARE CAPITAL</b>		
<b>Authorised capital:</b>		
125,000,000 (2020: 125,000,000) Equity shares of Rs.10 each	12,500	12,500
<b>Issued, subscribed and paid up capital:</b>		
111,403,716 (2020: 111,403,716) Equity shares of Rs.10 each fully paid up	11,140	11,140
	<u>11,140</u>	<u>11,140</u>

**a) Reconciliation of the number of shares and amount outstanding at the beginning and at the end of the reporting year are as given below:**

Equity Shares	As at March 31, 2021		As at March 31, 2020	
	Number of Shares	Amount	Number of Shares	Amount
Shares outstanding at the beginning of the year	111,403,716	11,140	111,403,716	11,140
Add / (Less): Movement during the year	-	-	-	-
<b>Shares outstanding at the end of the year</b>	<b>111,403,716</b>	<b>11,140</b>	<b>111,403,716</b>	<b>11,140</b>



(All amounts in Rs. Lakhs, unless otherwise stated)

**b) Terms/ rights attached to equity shares**

The Company has only one class of shares referred to as equity shares having a par value of Rs.10 each. Each shareholder is eligible for one vote per share held. In the event of liquidation, the equity shareholders are eligible to receive the remaining assets of the Company after distribution of all preferential amounts, in proportion to their shareholding.

**c) Details of shares held by the holding company and its subsidiaries:**

Name of Shareholder	As at March 31, 2021	As at March 31, 2020
	Number of Shares	Number of Shares
Xchanging (Mauritius) Limited, the immediate holding Company	58,002,787	58,002,787
Xchanging Technology Services India Private Limited, subsidiary of Holding Company	21,348,838	21,348,838
	<b>79,351,625</b>	<b>79,351,625</b>

**d) Details of shares held by each shareholder holding more than 5% shares:**

Name of Shareholder	As at March 31, 2021		As at March 31, 2020	
	Number of Shares held	Percentage	Number of Shares held	Percentage
Xchanging (Mauritius) Limited	58,002,787	52.07	58,002,787	52.07
Xchanging Technology Services India Private Limited	21,348,838	19.16	21,348,838	19.16

	As at March 31, 2021	As at March 31, 2020
<b>16 OTHER EQUITY</b>		
Capital reserve	57	57
Security premium	8,417	8,417
Retained earnings	4,920	3,097
	<b>13,394</b>	<b>11,571</b>
<b>16.1 Capital reserve</b>		
Balance at the beginning of the year	57	57
Add / (Less): Movement during the year	-	-
Balance at the end of the year	57	57
Capital reserve represents waiver of liability by Scandent Holding Mauritius Limited, erstwhile ultimate holding company.		
<b>16.2 Security premium</b>		
Balance at the beginning of the year	8,417	8,417
Add / (Less): Movement during the year	-	-
Balance at the end of the year	8,417	8,417
Amounts received (on issue of shares) in excess of the par value has been classified as securities premium.		
<b>16.3 Retained earnings</b>		
Balance at the beginning of the year	3,097	825
Profit for the year	1,821	2,269
Other comprehensive income arising from remeasurement of defined benefit obligation net of tax	2	3
Balance at the end of the year	4,920	3,097

Retained earnings comprise of the Company's prior years' undistributed earnings after taxes.

## Notes forming part of the Financial Statements

(All amounts in Rs. Lakhs, unless otherwise stated)

	As at March 31, 2021	As at March 31, 2020
<b>17 PROVISIONS</b>		
(Refer note 2.6)		
<b>Non-current</b>		
Provision for employee benefits :		
Provision for compensated absences	118	84
Provision for gratuity [Refer note 31]	271	249
	<u>389</u>	<u>333</u>
<b>Current</b>		
Provision for employee benefits :		
Provision for compensated absences	40	28
Provision for gratuity [Refer note 31]	69	62
	<u>109</u>	<u>90</u>

**Note:** The Code on Social Security, 2020 ("Code") relating to employee benefits during employment and post-employment benefits received Presidential assent in September 2020. The Code has been published in the Gazette of India. However, the date on which the Code will come into effect has not been notified. The Company will assess the impact of the Code when it comes into effect and will record any related impact in the period the Code becomes effective.

## 18 TRADE PAYABLES

(Refer note 2.14)

Total outstanding dues of micro enterprises and small enterprises (Refer Note (ii))	1	-
Total outstanding dues of creditors other than micro enterprises and small enterprises		
Due to:		
Subsidiaries [Refer note 33]	85	98
Related parties [Refer note 33]	85	204
Others:		
Goods & services	223	228
Employee related payables	139	74
	<u>532</u>	<u>604</u>
	<u>533</u>	<u>604</u>

### Notes:

- (i) The credit period ranges from 0 to 90 days. No interest is charged on trade payables up to the due date. The Company has financial risk management policies in place to ensure that all payables are paid within the pre-agreed credit terms.
- (ii) On the basis of confirmation obtained from suppliers who have registered themselves under the Micro, Small Medium Enterprise Development Act, 2006 (MSMED Act, 2006) and based on the information available with the Company, the following are the details:
  - (a) Principal amount remaining unpaid
  - (b) Interest due thereon remaining unpaid
  - (c) Interest paid by the Company in terms of Section 16 of the Micro, Small and Medium Enterprises Development Act, 2006, along-with the amount of the payment made to the supplier beyond the appointed day during the period
  - (d) Interest due and payable for the period of delay in making payment (which have been paid but beyond the appointed day during the period) but without adding interest specified under the Micro, Small and Medium Enterprises Act, 2006
  - (e) Interest accrued and remaining unpaid
  - (f) Interest remaining due and payable even in the succeeding years, until such date when the interest dues as above are actually paid to the small enterprises

## Notes forming part of the Financial Statements

(All amounts in Rs. Lakhs, unless otherwise stated)

	<b>As at</b>	<b>As at</b>
	<b>March 31, 2021</b>	<b>March 31, 2020</b>
<b>19 OTHER FINANCIAL LIABILITIES</b>		
(Refer note 2.5 and 2.14)		
Payable on purchase of property, plant and equipment	-	13
Other financial liabilities	20	18
	<b>20</b>	<b>31</b>
<b>20 CURRENT TAX ASSETS AND LIABILITIES</b>		
(Refer note 2.7 and 3.1.(ii))		
Current tax assets		
Tax refund receivable	4,477	4,202
	4,477	4,202
Current tax liabilities		
Income tax payable	7,745	7,469
	7,745	7,469
	<b>3,268</b>	<b>3,267</b>
<b>21 OTHER CURRENT LIABILITIES</b>		
(Refer note 2.2 and 2.5)		
Income received in advance (Unearned revenue)	56	62
Statutory remittances (Contributions to PF, ESIC, Withholding Taxes, GST etc.)	40	40
Security deposits	-	67
Advances from customers	1	1
	97	170
	<b>97</b>	<b>170</b>
	<b>For the year ended</b>	<b>For the year ended</b>
	<b>March 31, 2021</b>	<b>March 31, 2020</b>
<b>22 REVENUE FROM OPERATIONS</b>		
(Refer note 2.2, 29 and 33)		
Software services	4,097	4,270
	<b>4,097</b>	<b>4,270</b>

The table below presents disaggregated revenues from contracts with customers for the year ended March 31, 2021 by contract type. The Company believe that this disaggregation best depicts how the nature, amount, timing and uncertainty of our revenues and cashflows are affected by industry, market and other economic factors.

<b>Revenues by contract type</b>	<b>For the year ended</b>	<b>For the year ended</b>
	<b>March 31, 2021</b>	<b>March 31, 2020</b>
T&M and AMC	3,917	4,145
Fixed Price	180	125
<b>Total</b>	<b>4,097</b>	<b>4,270</b>

The Company has evaluated the impact of COVID-19 resulting from (i) the possibility of constraints to render services (ii) onerous obligations (iii) penalties relating to breaches of service level agreements and (iv) termination or deferment of contracts

## Notes forming part of the Financial Statements

(All amounts in Rs. Lakhs, unless otherwise stated)

by customers. The Company has concluded that the impact of COVID-19 is not material based on such evaluation. Due to the nature of the pandemic, the Company will continue to monitor developments to identify significant uncertainties relating to revenue in future periods.

	For the year ended	For the year ended
	March 31, 2021	March 31, 2020
<b>23 OTHER INCOME</b>		
(Refer note 2.3 and 2.5)		
a) <u>Interest Income</u>		
Interest income earned on financial assets that are not designated as at fair value through profit or loss (at amortised cost):		
Interest income		
Bank deposits	518	834
Income tax refunds	535	-
Loans to fellow subsidiaries [Refer note 33]	194	197
	<u>1,247</u>	<u>1,031</u>
b) <u>Dividend income</u>		
Dividends from equity investments	-	395
	<u>-</u>	<u>395</u>
All dividends, from equity investments carried at fair value through P&L recognised for both the years, relate to investments held during each reporting period.		
c) <u>Other non-operating income (net of expenses directly attributable to such income)</u>		
Other provisions no longer required written back	102	115
Liabilities no longer required written back [Refer note 39]	4	-
Lease rental income	13	-
Service tax refund	66	-
Others (aggregate of immaterial items)	19	-
	<u>204</u>	<u>115</u>
d) <u>Other gains and losses</u>		
Profit on sale of property, plant and equipment (net)	-	2
Foreign exchange gain (net)	-	25
	<u>-</u>	<u>27</u>
(a+b+c+d)	<u><u>1,451</u></u>	<u><u>1,568</u></u>
<b>24 EMPLOYEE BENEFITS EXPENSE</b>		
(Refer note 2.6 and 31)		
Salaries and wages including bonus	1,958	1,905
Contribution to provident and other funds [Refer note 31]	131	106
Gratuity expenses [Refer note 31]	52	56
Staff welfare expenses	23	23
	<u>2,164</u>	<u>2,090</u>
<b>25 FINANCE COSTS</b>		
(Refer note 2.4)		
Interest expenses on lease liabilities	25	11
	<u>25</u>	<u>11</u>

## Notes forming part of the Financial Statements

(All amounts in Rs. Lakhs, unless otherwise stated)

	For the year ended	For the year ended
	March 31, 2021	March 31, 2020
<b>26 DEPRECIATION AND AMORTISATION EXPENSE</b>		
(Refer note 2.4, 2.8, 2.9 and 2.16)		
Depreciation of property, plant and equipment [Refer note 4]	17	21
Depreciation of right of use of assets [Refer note 5]	69	53
Amortisation of intangible assets [Refer note 6]	1	3
	<u>87</u>	<u>77</u>
<b>27 OTHER EXPENSES</b>		
(Refer note 2.4, 2.5, 2.11, 2.16 and 2.22)		
Project work expenses	358	200
Power and fuel	26	35
Rental expenses*	-	15
Repairs and maintenance:		
Computer equipments	68	134
Others	80	58
Insurance	29	26
Rates and taxes	24	17
Communication	65	164
Travelling and conveyance	3	97
Business promotion	4	18
Expenditure towards Corporate Social Responsibility (CSR) activities [Refer note 37]	42	21
Legal and professional	56	63
Payments to auditors (Refer Note (i) below)	110	110
Foreign exchange loss (net)	20	-
Provision for doubtful advances	107	13
Directors' sitting fees	38	35
Miscellaneous expenses	22	21
	<u>1,052</u>	<u>1,027</u>
* Represents lease rentals for short term leases and leases of low value assets		
Note:		
(i) Payments to the auditors comprise (net of taxes, where applicable):		
Statutory audit	58	58
Limited review of quarterly financial results	44	44
Tax audit	6	6
Certifications	2	2
Total	<u>110</u>	<u>110</u>
<b>28 INCOME TAXES</b>		
(Refer note 2.7 and 3.1.(ii))		
<b>1. Income tax recognised in profit or loss</b>		
<b>Current tax</b>		
In respect of current year	775	802
In respect of tax adjustments related to earlier years	(372)	(579)
<b>Deferred tax</b>		
In respect of current year	(4)	141
<b>Total income tax expense /(gain) recognised in the current year</b>	<u>399</u>	<u>364</u>

## Notes forming part of the Financial Statements

(All amounts in Rs. Lakhs, unless otherwise stated)

During the year ended March 31, 2021, the Company had made an application for tax dispute settlement under Vivad se Vishwas (VsV) Scheme for earlier years. Consequently, the final settlement orders were received during the year and net reversal of tax provision aggregating to Rs. 697 has been recognized in the statement of profit and loss, and is included in "Current tax- for the earlier years"

	For the year ended March 31, 2021	For the year ended March 31, 2020
<b>2. The income tax expense for the year can be reconciled to the accounting profit/ (loss) as follows:</b>		
Profit before tax	2,220	2,633
Income tax expense calculated at 25.168% (2020: 25.168%)	559	663
Adjustments in respect of current income tax of previous years		
- VsV Scheme	(697)	
- Return to provisions	325	(579)
Effect of notional income recognised for taxation	196	196
Effect of change in tax rate	-	86
Effect of inadmissible expenses	11	5
Others	5	(7)
<b>Income tax expense recognised in Profit and Loss</b>	<b>399</b>	<b>364</b>

The income tax rate used for the above reconciliations is current tax 25.168% (2020: 25.168%) and deferred tax 25.168% (2020: 25.168%), these are the corporate tax rate payable by corporate entities in India on taxable profits under the Indian tax law. From April 1, 2019 onwards, the Company has opted to pay income taxes under the concessional tax regime as prescribed under Section 115BAA of the Income Tax Act, 1961. Accordingly, current tax liability has been determined and recognised at the concessional rate.

### 3. Income tax recognised in other comprehensive income:

#### Income tax

Arising on income and expenses recognised in other comprehensive income:

Remeasurement of defined benefit obligation	(1)	(1)
Total	(1)	(1)
Bifurcation of the income tax recognised in other comprehensive income into:-		
Items that will not be reclassified to profit or loss	(1)	(1)
Items that may be reclassified to profit or loss	-	-

## 29 SEGMENT INFORMATION

(Refer note 2.20)

The entire operation of the Company relate only to one segment "Software Services" and hence there are no primary segment to be reported.

Additional information relating to geographical dispersion is as follows:

	Revenue by location of customers	
	March 31, 2021	March 31, 2020
Europe	931	1,122
USA	1,993	1,811
India	1,132	1,068
Rest of the World	41	269
	<b>4,097</b>	<b>4,270</b>



## Notes forming part of the Financial Statements

(All amounts in Rs. Lakhs, unless otherwise stated)

Balance of customers with more than 10% of total revenue amounts to Rs. 2,576 (2020: Rs. 2,931)

	Carrying amount of segment assets by location of the assets		Addition to Fixed Assets/Right of use assets	
	March 31, 2021	March 31, 2020	March 31, 2021	March 31, 2020
Europe	81	321	-	-
USA	6,460	5,541	-	-
India	21,768	20,718	38	209
Rest of the World	172	68	-	-
	<b>28,481</b>	<b>26,648</b>	<b>38</b>	<b>209</b>

### 30 EARNINGS PER SHARE

(Refer note 2.21)

	For the year ended	For the year ended
	March 31, 2021	March 31, 2020
<b>Basic earnings per share</b>		
Profit for the year after tax	1,821	2,269
Nominal value per share (Rs.)	10	10
Weighted average number of equity shares considered for calculating basic earnings per share – (A)	111,403,716	111,403,716
<b>Earnings per share – Basic (Rs.)</b>	<b>1.63</b>	<b>2.04</b>
<b>Diluted earnings per share</b>		
Weighted average number of equity shares considered for calculating diluted earnings per share – (B)	111,403,716	111,403,716
<b>Earnings per share – Diluted (Rs.)</b>	<b>1.63</b>	<b>2.04</b>

### 31 EMPLOYEE BENEFITS EXPENSE

(Refer note 2.6)

#### (a) Defined Contribution Plans

**Provident Fund and Other Funds:** During the year, the Company has recognised Rs. 131 (2020: Rs. 106) in the Statement of Profit and Loss relating to provident fund and other funds, which is included in the 'Contribution to provident and other funds'.

#### (b) Defined Benefit Plan

**Gratuity (unfunded):** The Company provides for gratuity, a defined benefit plan (the "gratuity plan") covering eligible employees in accordance with the Payment of Gratuity Act, 1972. The gratuity plan provides a lump sum payment to vested employees at retirement or termination of employment based on the respective employee's last drawn salary and years of employment with the Company.

The Company is exposed to various risks in providing the above gratuity benefit such as: interest rate risk, longevity risk and salary risk.

**Interest risk:** A decrease in the bond interest rate will increase the plan liability.

**Longevity risk:** The present value of the defined benefit plan liability is calculated by reference to the best estimate of the mortality of plan participants both during and after their employment. An increase in the life expectancy of the plan participants will increase the plan's liability.

**Salary risk:** The present value of the defined benefit plan liability is calculated by reference to the future salaries of plan participants. As such, an increase in the salary of the plan participants will increase the plan's liability.

The following tables summarise the components of expense recognised in the Statement of Profit and Loss and amounts recognised in the Balance Sheet for the gratuity plan:

(All amounts in Rs. Lakhs, unless otherwise stated)

	As at March 31, 2021	As at March 31, 2020
<b>(i) Movement in Present Value of the Defined benefit obligation</b>		
Balance at the beginning of the year	311	302
Current Service Cost	35	37
Interest Cost	17	19
Actuarial (Gains) / Losses- Demographic	-	-
Actuarial (Gains) / Losses- Financial	(5)	6
Actuarial (Gains) / Losses- Experience	2	(10)
Benefits paid	(20)	(43)
<b>Present Value of Defined benefit obligation at the end of the year</b>	<b>340</b>	<b>311</b>
<b>(ii) Assets and Liabilities recognised in the Balance Sheet</b>		
Present Value of Defined Benefit Obligation	340	311
<b>Amounts recognised as liability</b>	<b>340</b>	<b>311</b>
Recognised under:		
Non-current provisions (Refer note 17)	271	249
Current provisions (Refer note 17)	69	62
	<b>340</b>	<b>311</b>
	<b>For the year ended</b>	<b>For the year ended</b>
	<b>March 31, 2021</b>	<b>March 31, 2020</b>
<b>(iii) Amounts recognised in statement of profit and loss in respect of these defined benefit plans are as follows.</b>		
Current Service Cost	35	37
Interest Cost	17	19
<b>Components of defined benefit costs recognised in profit or loss</b>	<b>52</b>	<b>56</b>
Remeasurement on the net defined benefit liability:		
Actuarial (Gain) / Loss due to Demographic Assumption changes	-	-
Actuarial (Gain) / Loss due to Financial Assumption changes	(5)	6
Actuarial (Gain) / Loss due to Experience	2	(10)
<b>Components of defined benefit costs recognised in other comprehensive income</b>	<b>(3)</b>	<b>(4)</b>
<b>Total</b>	<b>49</b>	<b>52</b>
	<b>As at</b>	<b>As at</b>
	<b>March 31, 2021</b>	<b>March 31, 2020</b>
<b>(iv) Actuarial Assumptions</b>		
Discount Rate	5.55%	5.95%
Attrition Rate	20%	20%
Increase in Compensation Cost	5.50%	6.25%
Retirement Age	60	60
<b>(v) Expected Future Cashflows</b>		
<b>Particulars</b>	<b>March 31, 2021</b>	<b>March 31, 2020</b>
Year 1	69	62
Year 2	69	54
Year 3	52	54
Year 4	40	42
Year 5	36	36
Years 6 to 10	106	97

(All amounts in Rs. Lakhs, unless otherwise stated)

**Notes:**

- (i) The estimates of future salary increases, considered in the actuarial valuation, takes into account, inflation, seniority, promotions and other relevant factors, such as supply and demand in the employment market.
- (ii) The discount rate is based on the prevailing market yields of Indian government securities as at the Balance Sheet date for the estimated term of the obligation.

**(vi) Sensitivity analysis**

Significant actuarial assumptions for the determination of the defined obligation are discount rate and expected salary increase. The sensitivity analyses below have been determined based on reasonably possible changes of the respective assumptions occurring at the end of the reporting period, while holding all other assumptions constant.

The following table summarizes the impact on defined benefit obligation arising due to increase / decrease in key actuarial assumptions by 50 basis points:

**As at March 31, 2021**

Defined Benefit Obligation	Discount rate	Rate of Increase in Compensation Cost
Impact of decrease	6	(7)
Impact of increase	(7)	6

**As at March 31, 2020**

Defined Benefit Obligation	Discount rate	Rate of Increase in Compensation Cost
Impact of decrease	6	(6)
Impact of increase	(6)	6

The sensitivity analysis presented above may not be representative of the actual change in the defined benefit obligation as it is unlikely that the change in assumptions would occur in isolation of one another as some of the assumptions may be correlated.

Furthermore, in presenting the above sensitivity analysis, the present value of the defined benefit obligation has been calculated using the projected unit credit method at the end of the reporting period, which is the same as that applied in calculating the defined benefit obligation liability recognised in the balance sheet.

**32 FINANCIAL INSTRUMENTS****32.1 Capital management**

The Company manages its capital to ensure that it will be able to continue as a going concern while maximising the return to stakeholders through the optimisation of the debt and equity balance. The capital structure of the Company consists of net debt and total equity of the Company. The Company is not subject to any externally imposed capital requirements. The Company is fully funded by equity

**32.2 Categories of financial instruments**

Particulars	As at	As at
	March 31, 2021	March 31, 2020
<b>Financial assets</b>		
<u>Measured at amortised cost</u>		
(a) Cash and bank balances	18,447	16,515
(b) Bank balances other than above	16	17
(c) Trade receivables	496	815
(d) Other financial assets at amortised cost	1,839	1,998
<u>Measured at cost</u>		
Investments	5,186	5,186
<b>Financial liabilities</b>		
<u>Measured at amortised cost</u>		
Lease liabilities	265	184
Other financial liability at amortised cost	553	635

(All amounts in Rs. Lakhs, unless otherwise stated)

**32.3 Financial risk management**

The Company is exposed to foreign currency risk, liquidity risk, credit risk and interest risk which may impact the fair value of its financial instruments. The Company has a risk management policy to manage & mitigate these risks.

The Company's risk management policy aims to reduce volatility in financial statements while maintaining balance between providing predictability in the Company's business plan along with reasonable participation in market movement.

**32.4 Market Risk**

The Company's activities expose it primarily to the financial risks of changes in foreign currency exchange rates (see note 32.5).

**32.5 Foreign currency risk management**

The Company undertakes transactions denominated in foreign currencies; consequently, exposures to exchange rate fluctuations arise.

The carrying amounts of the Company's foreign currency denominated monetary assets and monetary liabilities at the end of the reporting period are as follows.

Particulars	Liabilities as at		Assets as at	
	March 31, 2021	March 31, 2020	March 31, 2021	March 31, 2020
GBP	22	133	-	68
USD	25	9	1,253	1,639
Others*	15	7	13	14
<b>Total</b>	<b>62</b>	<b>149</b>	<b>1,266</b>	<b>1,721</b>

\* Others include currencies such as SGD, EUR and AUD.

**32.5.1 Foreign currency sensitivity analysis**

The Company is mainly exposed to the USD and GBP.

The following table details the Company's sensitivity to a 10% increase and decrease in the Rs. against the relevant foreign currencies. 10% is the sensitivity rate used when reporting foreign currency risk internally to key management personnel and represents management's assessment of the reasonably possible change in foreign exchange rates. The sensitivity analysis includes only outstanding foreign currency denominated monetary items and adjusts their translation at the period end for a 10% change in foreign currency rates. The sensitivity analysis includes external loans as well as loans to foreign operations within the Company where the denomination of the loan is in a currency other than the functional currency of the lender or the borrower. A positive number below indicates an increase in profit or equity where the Rs. strengthens 10% against the relevant currency. For a 10% weakening of the Rs. against the relevant currency, there would be a comparable impact on the profit or equity, and the balances below would be negative.

Particulars	Impact on profit or loss for the year		Impact on total equity as at the end of the reporting period	
	March 31, 2021	March 31, 2020	March 31, 2021	March 31, 2020
<b>GBP sensitivity</b>				
Increase by 10%	(2)	(7)	(2)	(7)
Decrease by 10%	2	7	2	7
<b>USD sensitivity</b>				
Increase by 10%	123	163	123	163
Decrease by 10%	(123)	(163)	(123)	(163)
<b>Others sensitivity*</b>				
Increase by 10%	-	1	-	1
Decrease by 10%	-	(1)	-	(1)

\* Others include currencies such as SGD, EUR and AUD.

In management's opinion, the sensitivity analysis is unrepresentative of the inherent foreign exchange risk because the exposure at the end of the reporting period does not reflect the exposure during the year. This is mainly attributable to the exposure outstanding on USD receivable and payable in the Company at end of the reporting period.

(All amounts in Rs. Lakhs, unless otherwise stated)

**32.6 Interest rate risk management**

The Company is exposed to interest rate risk because the Company lend/ borrow funds at fixed interest rates. There is no exposure to market rate fluctuations.

The Companies exposures to interest rates on financial assets and financial liabilities are detailed in the liquidity risk management section of this note.

**32.7 Credit risk management**

Credit risk refers to the risk that a counterparty will default on its contractual obligations resulting in financial loss to the Company. The Company has adopted a policy of only dealing with creditworthy counterparties and obtaining sufficient collateral, where appropriate, as a means of mitigating the risk of financial loss from defaults. The Company uses other publicly available financial information and its own trading records to rate its major customers. The Company's exposure and the credit ratings of its counterparties are continuously monitored and the aggregate value of transactions concluded is spread amongst approved counterparties.

Trade receivables consist of a large number of customers, spread across diverse industries and geographical areas. Ongoing credit evaluation is performed on the financial condition of accounts receivables.

The Company does not have significant credit risk exposure to any single counterparty.

The credit risk on liquid funds and derivative financial instruments is limited because the counterparties are banks with high credit-ratings assigned by international credit-rating agencies.

Provision for expected credit losses

The Company provides for expected credit loss based on the following:

Category	Description of category	Basis for recognition of expected credit loss provision		
		Loans at amortised cost	Other financial assets at amortised cost	Trade receivables
High quality assets, negligible credit risk	Assets where the counter-party has strong capacity to meet the obligations and where the risk of default is negligible or nil	12-month expected credit losses	12-month expected credit losses	Life-time expected credit losses (simplified approach)
Standard assets, moderate credit risk	Assets where the probability of default is considered moderate, however counter-party has sufficient capacity to meet the obligations			
Low quality assets, very high credit risk	Assets where there is a high probability of default and is considered as high risk	Life-time expected credit losses	Life-time expected credit losses	
Doubtful assets, credit-impaired	Assets are written off when there is no reasonable expectation of recovery	Asset is written off		

Particulars		Category	Asset group	Estimated gross carrying amount at default	Expected probability of default	Expected credit losses	Carrying amount net of impairment provision
<b>March 31, 2021</b>							
(a) Expected credit loss for loans and other financial assets at amortised cost							
Loss allowance measured at 12 month expected credit losses	Financial assets for which credit risk has not increased significantly since initial recognition	High quality assets, negligible credit risk	Loans at amortised cost	1,618	0%	-	1,618
		High quality assets, negligible credit risk	Other financial assets at amortised cost	168	0%	-	168

## Notes forming part of the Financial Statements

(All amounts in Rs. Lakhs, unless otherwise stated)

Particulars		Category	Asset group	Estimated gross carrying amount at default	Expected probability of default	Expected credit losses	Carrying amount net of impairment provision
		Standard assets, moderate credit risk	Other financial assets at amortised cost	183	71%	130	53
Loss allowance measured at life-time expected credit losses	Financial assets where there is a high probability of default	Low quality assets, very high credit risk	Loans at amortised cost	17,283	100%	17,283	-

(b) Expected credit loss for trade receivables under simplified approach

Ageing	0-30 Days	31-60 Days	61-90 Days	91-180 Days	180+ Days	Total outstanding
Gross carrying amount	394	81	-	2	1,279	1,756
Expected loss rate	0%	0%	0%	71%	98%	72%
Expected credit losses (Loss allowance provision)	-	-	-	1	1,259	1,260
<b>Carrying amount of trade receivables (net of impairment)</b>	<b>394</b>	<b>81</b>	<b>-</b>	<b>1</b>	<b>20</b>	<b>496</b>

Particulars		Category	Asset group	Estimated gross carrying amount at default	Expected probability of default	Expected credit losses	Carrying amount net of impairment provision
<b>March 31, 2020</b>							
(a) Expected credit loss for loans and other financial assets at amortised cost							
Loss allowance measured at 12 month expected credit losses	Financial assets for which credit risk has not increased significantly since initial recognition	High quality assets, negligible credit risk	Loans at amortised cost	1,618	0%	-	1,618
		High quality assets, negligible credit risk	Other financial assets at amortised cost	58	0%	-	58
		Standard assets, moderate credit risk	Other financial assets at amortised cost	363	12%	42	322
Loss allowance measured at life-time expected credit losses	Financial assets where there is a high probability of default	Low quality assets, very high credit risk	Loans at amortised cost	17,283	100%	17,283	-

(b) Expected credit loss for trade receivables under simplified approach

Ageing	0-30 Days	31-60 Days	61-90 Days	91-180 Days	180+ Days	Total outstanding
Gross carrying amount	307	244	106	132	1,335	2,124
Expected loss rate	0%	0%	0%	0%	98%	62%
Expected credit losses (Loss allowance provision)	-	-	-	-	1,309	1,309
<b>Carrying amount of trade receivables (net of impairment)</b>	<b>307</b>	<b>244</b>	<b>106</b>	<b>132</b>	<b>26</b>	<b>815</b>



### 32.8 Liquidity risk management

The Company manages liquidity risk by maintaining adequate reserves and banking facilities, by continuously monitoring forecast and actual cash flows, and by matching the maturity profiles of financial assets and liabilities.

#### 32.8.1 Liquidity and interest risk tables

The following tables detail the Company's remaining contractual maturity for its non-derivative financial liabilities with agreed repayment periods. The tables have been drawn up based on the undiscounted cash flows of financial liabilities based on the earliest date on which the Company can be required to pay. The tables include both interest and principal cash flows.

Particulars	Average effective interest rate(%)	Less than 1 year	1-2 years	2 years & above	Total carrying value
<b>March 31, 2021</b>					
Non-interest bearing	-	553	-	-	553
Lease liabilities	7.78%	99	192	-	291
		652	192	-	844
<b>March 31, 2020</b>					
Non-interest bearing	-	635	-	-	635
Lease liabilities	7.78%-8.87%	77	92	39	208
		712	92	39	843

### 32.9 Fair value measurements

#### Fair value hierarchy

- Level 1 inputs are quoted prices (unadjusted) in active markets for identical assets or liabilities that the entity can access at the measurement date;
- Level 2 inputs are inputs, other than quoted prices included within Level 1, that are observable for the asset or liability, either directly or indirectly; and
- Level 3 inputs are unobservable inputs for the asset or liability.

There are no financial assets and liabilities measured at fair value as at March 31, 2021 and March 31, 2020

There have been no transfers between Level 1 and Level 2 during the year ended March 31, 2021 and March 31, 2020

#### Valuation Methodologies

Investments in mutual funds: The Company's investments consist primarily of investment in debt linked mutual funds. Fair values of investment securities classified as fair value through profit and loss are determined using the closing NAV and are classified as Level 1.

#### Fair value of financial assets and financial liabilities that are not measured at fair value

The management assessed that fair value of cash and cash equivalents, trade receivables, trade payables, other current financial assets and liabilities approximate their carrying amounts largely due to the short-term maturities of these instruments.

## 33 RELATED PARTY DISCLOSURES

### A. Names of related parties and nature of relationship:

#### 1) Parties where control exists:

##### Nature of relationship

##### (i) Holding companies:

Ultimate Holding Company  
Intermediate holding companies

##### Names of related parties

DXC Technology Company  
Computer Sciences Corporation, USA ('CSC, USA')  
DXC US International Inc.  
Lux 1 Holding Company, Inc.  
DXC Luxembourg International S.a.r.l.  
DXC Lux 5 S.a.r.l.  
DXC Luxembourg Holding S.a.r.l.  
DXC Lux 6 S.a.r.l.  
DXC UK International Holdings Limited

(All amounts in Rs. Lakhs, unless otherwise stated)

	DXC UK International Services Limited
	DXC UK International Limited
	DXC UK International Operations Limited
	Xchanging Holdings Limited
	Xchanging B.V.
Immediate holding company	Xchanging (Mauritius) Limited, Mauritius ('XML, Mauritius')
<b>(ii) Subsidiary companies</b>	Xchanging Solutions (Europe) Limited, UK ('XSEL, UK')
	Xchanging Solutions (Singapore) Pte Limited, Singapore ('XSSPL, Singapore')
	Xchanging Solutions (USA) Inc, USA ('XSUI, USA')
	Xchanging Solutions (Malaysia) Sdn Bhd, Malaysia ('XSMSB, Malaysia') (Wholly owned subsidiary of Xchanging Solutions (Singapore) Pte Limited) [Upto December 3, 2020]
	Nexplicit Infotech India Private Limited, India ('NI IPL, India') (Wholly owned subsidiary of Xchanging Solutions (USA) Inc)
<b>(iii) Key Managerial Personnel (KMP)</b>	
Whole time Director & Chief Financial Officer	Shrenik Kumar Champalal
Managing Director & Chief Executive Officer	Chandrasekhara Boddaju Rao
Company Secretary	Mayank Jain (Upto October 31, 2019)
Company Secretary	Aruna Mohandoss (from November 13, 2019)
<b>2) Other Related Parties with whom transactions have taken place during the year:</b>	
<b>Fellow subsidiaries</b>	Xchanging Builders (India) Private Limited, India ('XBPL, India')
	Xchanging Global Insurance Solutions Ltd., UK ('XGISL, UK')
	Xchanging Technology Services India Private Limited, India ('XTSIPL, India')
	Xchanging UK Limited, UK ('XUKL, UK')
	DXC Technology India Private Limited, India ('DXC, India')
	EIT Services India Private Limited, India ('EIT, India')
	CSC Consulting Inc., USA ('CSC Consulting, USA')
	Enterprise Services LLC, USA ('Enterprise, USA')
	MSS-Americas Outsourcing, USA ('Americas Outsourcing, USA')
	Service Mesh Inc., USA ('Service, USA')
	EntServ Deutschland GmbH, Germany ('EntServ, Germany') (effective from current financial year)
	Enterprise Services Nederland B.V., Nederland ('Enterprise Services, Nederland') (effective from current financial year)
	Enterprise Services Sverige AB, Sweden ('Enterprise Services, Sweden') (effective from current financial year)
	CSC Switzerland GmbH, Switzerland ('CSC, Switzerland') (effective from current financial year)
	CSC Computer Sciences Limited, UK ('CSC Computer, UK') (effective from current financial year)
	EntServ UK Limited, UK ('EntServ, UK') (effective from current financial year)
	UXC ECLIPSE USA LLC, USA ('UXC ECLIPSE, USA') (effective from current financial year)

## Notes forming part of the Financial Statements

(All amounts in Rs. Lakhs, unless otherwise stated)

B. Summary of transactions with related parties is as follows:	Holding companies		Subsidiary companies		Fellow subsidiaries		Total	
	For the year ended	For the year ended	For the year ended	For the year ended	For the year ended	For the year ended	For the year ended	For the year ended
	March 31, 2021	March 31, 2020	March 31, 2021	March 31, 2020	March 31, 2021	March 31, 2020	March 31, 2021	March 31, 2020

### Expenses paid on behalf of the Company:

XSSPL, Singapore	-	-	-	24	-	-	-	24
XUKL, UK	-	-	-	-	21	35	21	35
XTSIPL, India	-	-	-	-	176	47	176	47
DXC, India	-	-	-	-	153	118	153	118
Service, USA	-	-	-	-	-	3	-	3
XGISL, UK	-	-	-	-	4	-	4	-
EIT, India	-	-	-	-	100	103	100	103
<b>Total</b>	-	-	-	<b>24</b>	<b>454</b>	<b>306</b>	<b>454</b>	<b>330</b>

### Expenses paid on behalf of the related party:

XTSIPL, India	-	-	-	-	79	-	79	-
NIPL, India	-	-	1	3	-	-	1	3
<b>Total</b>	-	-	<b>1</b>	<b>3</b>	<b>79</b>	-	<b>80</b>	<b>3</b>

### Interest income on loans:

XTSIPL, India	-	-	-	-	108	108	108	108
XBPL, India	-	-	-	-	86	89	86	89
<b>Total</b>	-	-	-	-	<b>194</b>	<b>197</b>	<b>194</b>	<b>197</b>

### Revenue:

XSUI, USA	-	-	1,526	1,394	-	-	1,526	1,394
XGISL, UK	-	-	-	-	-	42	-	42
XTSIPL, India	-	-	-	-	79	60	79	60
DXC, India	-	-	-	-	595	552	595	552
EIT, India	-	-	-	-	18	30	18	30
CSC Consulting, USA	-	-	-	-	-	16	-	16
Enterprise, USA	-	-	-	-	308	299	308	299
Americas Outsourcing, USA	-	-	-	-	-	103	-	103
EntServ, Germany	-	-	-	-	41	-	41	-
Enterprise Services, Nederland	-	-	-	-	6	-	6	-
Enterprise Services, Sweden	-	-	-	-	5	-	5	-
XSSPL, Singapore	-	-	25	-	-	-	25	-
CSC, Switzerland	-	-	-	-	365	-	365	-
XGISL, UK	-	-	-	-	40	-	40	-
CSC Computer, UK	-	-	-	-	6	-	6	-
EntServ, UK	-	-	-	-	3	-	3	-
UXC ECLIPSE, USA	-	-	-	-	2	-	2	-
<b>Total</b>	-	-	<b>1,551</b>	<b>1,394</b>	<b>1,468</b>	<b>1,102</b>	<b>3,019</b>	<b>2,496</b>

## Notes forming part of the Financial Statements

(All amounts in Rs. Lakhs, unless otherwise stated)

### Other Income:

XTSIPL, India	-	-	-	-	13	-	13	-
XSEL, UK	-	-	4	395	-	-	4	395
<b>Total</b>	-	-	<b>4</b>	<b>395</b>	<b>13</b>	-	<b>17</b>	<b>395</b>

### Purchase of Assets:

EIT, India	-	-	-	-	1	18	1	18
<b>Total</b>	-	-	-	-	<b>1</b>	<b>18</b>	<b>1</b>	<b>18</b>

### Note:

(i) Amount below the rounding off norm adopted by the Company i.e. Rs. 1 Lakh are not considered above

C. Summary of balances of related parties is as follows:	Holding companies		Subsidiary companies		Fellow subsidiaries		Total	
	As at	As at	As at	As at	As at	As at	As at	As at
	March 31, 2021	March 31, 2020	March 31, 2021	March 31, 2020	March 31, 2021	March 31, 2020	March 31, 2021	March 31, 2020

### Trade Receivables:

XSUI, USA	-	-	177	335	-	-	177	335
XGISL, UK	-	-	-	-	-	8	-	8
DXC, India	-	-	-	-	93	42	93	42
EIT, India	-	-	-	-	5	4	5	4
CSC Consulting, USA	-	-	-	-	-	3	-	3
Enterprise, USA	-	-	-	-	42	24	42	24
XTSIPL, India	-	-	-	-	38	6	38	6
Enterprise Services, Nederland	-	-	-	-	6	-	6	-
Enterprise Services, Sweden	-	-	-	-	5	-	5	-
XSSPL, Singapore	-	-	8	-	-	-	8	-
CSC, Switzerland	-	-	-	-	63	-	63	-
CSC Computer, UK	-	-	-	-	6	-	6	-
EntServ, UK	-	-	-	-	1	-	1	-
<b>Total</b>	-	-	<b>185</b>	<b>335</b>	<b>259</b>	<b>87</b>	<b>444</b>	<b>422</b>

### Trade Payables:

XSSPL, Singapore	-	-	-	6	-	-	-	6
NIPL, India	-	-	85	85	-	-	85	85
XSEL, UK	-	-	-	4	-	-	-	4
XUKL, UK	-	-	-	-	19	31	19	31
XGISL, UK	-	-	-	-	5	101	5	101
XTSIPL, India	-	-	-	-	30	4	30	4
DXC, India	-	-	-	-	20	-	20	-
XSUI, USA	-	-	-	3	-	-	-	3
Service, USA	-	-	-	-	-	3	-	3
EIT, India	-	-	-	-	11	65	11	65
<b>Total</b>	-	-	<b>85</b>	<b>98</b>	<b>85</b>	<b>204</b>	<b>170</b>	<b>302</b>

### Expenses Recoverable:

XTSIPL, India	-	-	-	-	-	11	-	11
NIPL, India	-	-	5	4	-	-	5	4
DXC, India	-	-	-	-	-	10	-	10
<b>Total</b>	-	-	<b>5</b>	<b>4</b>	-	<b>21</b>	<b>5</b>	<b>25</b>

(All amounts in Rs. Lakhs, unless otherwise stated)

**Lease receivable:**

XTSIPL, India	-	-	-	-	147	-	147	-
<b>Total</b>	-	-	-	-	<b>147</b>	-	<b>147</b>	-

**Loans and Advances (including interest accrued):**

XTSIPL, India	-	-	-	-	908	908	908	908
XSUI, USA	-	-	17,283	17,283	-	-	17,283	17,283
XBPL, India	-	-	-	-	725	725	725	725
<b>Total</b>	-	-	<b>17,283</b>	<b>17,283</b>	<b>1,633</b>	<b>1,633</b>	<b>18,916</b>	<b>18,916</b>

**Provision for doubtful advances:**

XSUI, USA	-	-	(17,283)	(17,283)	-	-	(17,283)	(17,283)
<b>Total</b>	-	-	<b>(17,283)</b>	<b>(17,283)</b>	-	-	<b>(17,283)</b>	<b>(17,283)</b>

**Note:**

(i) Amount below the rounding off norm adopted by the Company i.e. Rs 1 Lakh are not considered above

**D. Remuneration paid to the key managerial personnel**

Particulars	For the year ended	For the year ended
	March 31, 2021	March 31, 2020
Salaries, bonus, etc.	67	62
<b>Total</b>	<b>67</b>	<b>62</b>

**Note:**

(i) As gratuity and compensated absences provision are computed for all the employees in aggregate, the amounts relating to key managerial personnel cannot be individually identified.

**34 LEASES**

(Refer note 2.4)

The Company has operating lease arrangements for its office premises. The lease arrangements for premises have been entered up to a maximum of four years from the respective dates of inception. Some of these lease arrangements have price escalation clauses.

**A. Break-up of current and non-current lease liabilities :**

The following is the break-up of current and non-current lease liabilities as at March 31, 2021

Particulars	As at	As at
	March 31, 2021	March 31, 2020
Current lease liabilities	85	66
Non-current lease liabilities	180	118
<b>Total</b>	<b>265</b>	<b>184</b>

**B. Movement in Lease liabilities :**

The following is the movement in lease liabilities during the year ended March 31, 2021

Particulars	As at	As at
	March 31, 2021	March 31, 2020
<b>Balance as at the beginning of the year</b>	184	-
Reclassified on account of adoption of IND AS 116 (Refer note 2.4)	-	64
Additions	190	165
Finance costs accrued during the period	25	11
Payment of Lease liabilities	(134)	(56)
<b>Balance as at the end of the year</b>	<b>265</b>	<b>184</b>

## Notes forming part of the Financial Statements

(All amounts in Rs. Lakhs, unless otherwise stated)

### C. The table below provides details regarding the contractual maturities of lease liabilities as at March 31, 2021 on an undiscounted basis:

Particulars	As at	As at
	March 31, 2021	March 31, 2020
Less than one year	99	77
One to five years	192	131
More than five years	-	-
<b>Total</b>	<b>291</b>	<b>208</b>

### D. Amounts recognized in profit or loss:

Particulars	For the year ended	For the year ended
	March 31, 2021	March 31, 2020
Interest on lease liabilities	25	11
Expenses relating to short- term leases	-	15
Depreciation of right of use of assets	69	53

### E. Amounts recognized in statement of cash flows

Particulars	For the year ended	For the year ended
	March 31, 2021	March 31, 2020
Total cash outflows for leases	134	56

## 35 CAPITAL AND OTHER COMMITMENTS

	As at	As at
	March 31, 2021	March 31, 2020

### (a) Capital Commitments

Estimated value of contracts in capital account remaining to be executed (net of advances)	-	4
--------------------------------------------------------------------------------------------	---	---

### (b) Other Commitments

As at March 31, 2021, Xchanging Solutions (USA) Inc, USA, Company's wholly owned subsidiary, has negative net assets amounting to Rs. 13,809 (2020: Rs. 17,580). While the subsidiary is confident of generating funds from their operations, the Company intends to support the shortfall, if any.

## 36 CONTINGENT LIABILITIES

(Refer note 2.11)

	As at	As at
	March 31, 2021	March 31, 2020
(i) Claims against the Company not acknowledged as debts:		
Income tax matters [Note (a) & (b)]	2,582	3,353
Service tax matters [Note (c)]	2,359	2,359
	<b>4,941</b>	<b>5,712</b>

### Notes:

- The amount reflected above has been recognised after adjusting Rs. 468 relating to appeals settled on account of VsV Scheme during the year.
- Represents various income tax demands under appeal.
- The Company had received a Show Cause Notice ('SCN') from the Commissioner of Service Tax, Bangalore in October 2012 proposing a demand of service tax of Rs. 23.59 crs. on import of certain services made by company during the FYs 2007-08 to 2011-12. In March 2013, a suitable reply to above SCN was filed by company stating the legal grounds in defence of the matter. In November 2020, the adjudicating authority i.e. the Principal Commissioner of Service Tax, Noida



(All amounts in Rs. Lakhs, unless otherwise stated)

passed the Order In Original ('OIO') confirming the demand of service tax proposed in the SCN along with applicable interest and penalty. The company has filed an appeal before CESTAT in Allahabad against above OIO in April, 2021 after paying a pre-deposit amount of Rs 1.77 crs. Also refer note 11.

- (d) The above contingent liabilities are possible obligation or present obligation that may (but probably will not) require an outflow of resources.
- (e) It is not practicable for the Company to estimate the timings of cash outflows, if any, in respect of the above pending resolution of the respective proceedings.
- (f) The Company does not expect any reimbursements in respect of the above contingent liabilities.

### 37 CORPORATE SOCIAL RESPONSIBILITY (CSR)

As per Section 135 of the Companies Act, 2013 applicable in the current year, gross amount required to be spent by the Company during the year is Rs.42 (2020: Rs 21) on various CSR initiatives. Amount spent during the year are mentioned below:

Sector in which the project is covered	NGO Name	For the year ended March 31, 2021	For the year ended March 31, 2020
Education of underprivileged children	U&I Trust	-	21
Promoting education, including special education	Samarthanam Trust for the Disabled	42	-
<b>Total</b>		<b>42</b>	<b>21</b>

- 38 The Company has strategic gross investment amounting to Rs. 11,224 (2020: Rs. 11,224) in Xchanging Solutions (USA) Inc, USA ("XSUI"), its wholly owned subsidiary. Based on assessment of value in use from continuing operations, the Company has made a provision of Rs. 6,045 (2020: Rs. 6,045) in prior years considering it to be "a decline other than temporary". The Company has tested the investments for impairment as at year end using cash flow projections based on financial forecast approved by the management covering a five-year period. The Company considers Xchanging Solutions (USA) Inc as a strategic long term investment and based on future growth projections, in the opinion of the management, the remaining value of the investments is not required to be impaired. Further, the Company has granted loans and advances aggregating to Rs. 17,283 (2020: Rs. 17,283) and the same was provided in prior years considering it to be doubtful of recovery. The company also has receivables (net of payables) from the subsidiary amounting to Rs. 177 (2020: Rs. 335), based on the evaluation of recoverability, the net receivables is considered good and recoverable. During the year, XSUI did reverse stock split of 9,930 shares to 1 share, whereby each 9,930 shares were combined into 1 share of stock, with a new par value of USD 9,930 per share. Consequently, the paid-up share capital of XSUI and Company's holding in XSUI is redefined as 1,000 shares of stock of USD 9,930 each.
- 39 Xchanging Solutions (Europe) Limited, UK ("XSEL") has received tax clearance from the UK tax authorities for the closure of the liquidation of XSEL. XSEL distributed £4,205 to the Company as surplus assets in the liquidation. The liquidator prepared the final accounts pursuant to rule 5.9 of the Insolvency (England & Wales) Rules, 2016 and Section 94 of the Insolvency Act, 1986 and shared the same with the Company, being the sole shareholder. The liquidator filed the final accounts with the Companies House on May 13, 2021 and XSEL is due to be dissolved by August, 2021.
- 40 The liquidation process of Xchanging Solutions (Malaysia) Sdn Bhd, Malaysia is complete (Wholly owned subsidiary of XSSPL, Singapore) and its status on the Company Commission of Malaysia is updated as dissolved.

### 41 DELISTING OF THE COMPANY

Application for In-principal approval for Delisting of the Company was submitted with both the Stock Exchanges BSE and NSE on January 15, 2021. DXC Technology India Private Limited (Acquirer) had published the Public Announcement dated January 30, 2021 in the newspapers on February 01, 2021 and the Letter of Offer and Bid Forms were dispatched to the Shareholders on February 02, 2021 and the same was duly informed to the Stock Exchanges. The Bid Window was open from February 09, 2021 to February 15, 2021. The total number of Offer Shares validly tendered by the Public Shareholders in the Delisting Offer was 13,261,919 Offer Shares, as against 16,710,558 shares which is the minimum number of Offer Shares required to be offered by the Public Shareholders to make the Delisting Offer successful in terms of Regulation 17(1)(a) of the Delisting Regulations. Thus, the Delisting Offer is deemed to have failed in terms of Regulation 19(1) of the Delisting Regulations. Same was published in the newspapers and intimated to the Stock Exchanges.

### 42 TRANSFER PRICING

The Company has carried out international transactions with associated enterprises. The Company appoints independent consultants to conduct a Transfer Pricing Study to determine whether the transactions with associated enterprises undertaken during the period are on an "arms length basis". For the current year, the transfer pricing study shall be completed within the

## Notes forming part of the Financial Statements

(All amounts in Rs. Lakhs, unless otherwise stated)

permissible time under the legislation and adjustments, if any, arising from the transfer pricing study shall be accounted for as and when the study is completed. However, the Management is confident that its international transactions with associated enterprises are at arm's length so that the aforesaid legislation/transactions will not have any material impact on the financial statements, particularly on the amount of tax expense and that of provision for taxation for the current year.

### 43 DISCLOSURE AS PER REGULATION 34(3) OF THE SEBI (LISTING OBLIGATIONS AND DISCLOSURE REQUIREMENTS) REGULATIONS, 2015

Loans given to subsidiary/ fellow subsidiaries in which directors are interested:

Name of the party	Relationship	Amount outstanding as at March 31, 2021	Maximum balance outstanding during the year
Xchanging Technology Services India Private Limited	Common Director	908 (908)	917 (934)
Xchanging Builders (India) Private Limited	Common Director	725 (725)	732 (985)
Xchanging Solutions (USA) Inc	Common Director	17,283 (17,283)	17,283 (17,283)

Note: Figures in bracket relate to previous year

For Investment in subsidiaries refer note 7

### 44 EVENTS AFTER THE REPORTING PERIOD

There are no events after the reporting period.

### 45 APPROVAL OF FINANCIAL STATEMENTS

The financial statements of the Company have been reviewed and recommended by the Audit Committee to the Board, and approved by the Board of Directors at its meeting held on May 31, 2021.

### 46 PREVIOUS YEAR FIGURES

Previous year figures have been regrouped / reclassified wherever necessary.

For **Deloitte Haskins & Sells LLP**

Chartered Accountants

Firm's Registration No. 117366W/W-100018

**Gurvinder Singh**

Partner

Membership No. 110128

Place: Bengaluru

Date: May 31, 2021

For and on behalf of the Board of Directors

**Chandrasekhara Rao Boddaju**

Managing Director and

Chief Executive Officer

DIN: 08185777

Place: Hyderabad

Date: May 31, 2021

**Shrenik Kumar Champalal**

Whole Time Director and

Chief Financial Officer

DIN: 08099410

Place: Bengaluru

Date: May 31, 2021

**Aruna Mohandoss**  
Company Secretary

Place: Chennai

Date: May 31, 2021

# INDEPENDENT AUDITOR'S REPORT

## To The Members of Xchanging Solutions Limited Report on the Audit of the Consolidated Financial Statements

### Opinion

We have audited the accompanying consolidated financial statements of **Xchanging Solutions Limited** ("the Parent") and its subsidiaries, (the Parent and its subsidiaries together referred to as "the Group"), which comprise the Consolidated Balance Sheet as at March 31, 2021, and the Consolidated Statement of Profit and Loss (including Other Comprehensive Income), the Consolidated Statement of Cash Flows and the Consolidated Statement of Changes in Equity for the year then ended, and a summary of significant accounting policies and other explanatory information.

In our opinion and to the best of our information and according to the explanations given to us, the aforesaid consolidated financial statements give the information required by the Companies Act, 2013 ("the Act") in the manner so required and give a true and fair view in conformity with the Indian Accounting Standards prescribed under section 133 of the Act read with the Companies (Indian Accounting Standards) Rules, 2015, as amended ('Ind AS'), and other accounting principles generally accepted in India, of the consolidated state of affairs of the Group as at March 31, 2021, and their consolidated profit, their consolidated total comprehensive income their consolidated cash flows and their consolidated changes in equity for the year ended on that date.

### Basis for Opinion

We conducted our audit of the consolidated financial statements in accordance with the Standards on Auditing specified under section 143 (10) of the Act (SAs). Our responsibilities under those Standards are further described in the Auditor's Responsibility for the Audit of the Consolidated Financial Statements section of our report. We are independent of the Group in accordance with the Code of Ethics issued by the Institute of Chartered Accountants of India (ICAI) together with the ethical requirements that are relevant to our audit of the consolidated financial statements under the provisions of the Act and the Rules made thereunder, and we have fulfilled our other ethical responsibilities in accordance with these requirements and the ICAI's Code of Ethics. We believe that the audit evidence obtained by us is sufficient and appropriate to provide a basis for our audit opinion on the consolidated financial statements.

### Key Audit Matters

Key audit matters are those matters that, in our professional judgment, were of most significance in our audit of the consolidated financial statements of the current period. These matters were addressed in the context of our audit of the consolidated financial statements as a whole, and in forming our opinion thereon, and we do not provide a separate opinion on these matters. We have determined the matters described below to be the key audit matters to be communicated in our report.

Sr. No.	Key Audit Matter	Auditor's Response
1	<p><b>Evaluation of uncertain tax positions</b></p> <p>The Group has material uncertain tax positions including matters under dispute which involves significant judgment to determine the possible outcome of these disputes.</p> <p>Refer Note 3.1 (ii) and Note 20 to the Consolidated financial statements.</p>	<p><b>Principal audit procedures performed:</b></p> <p>We obtained an understanding, evaluated the design and tested the operating effectiveness of internal controls relating to:</p> <p>(1) identification, evaluation, recognition of provisions, and disclosure of material uncertain tax positions including matters under dispute by considering the assumptions and information used by management in performing this assessment;</p> <p>(2) completeness and accuracy of the underlying data/information used in the assessment.</p> <p>Obtained details of completed tax assessments and demands for the year ended March 31, 2021 from management. With the assistance of our internal experts we challenged the management's underlying assumptions in estimating the tax provision and the possible outcome of the disputes. Our internal experts also considered legal precedence and other rulings in evaluating management's position on these uncertain tax positions. Additionally, we considered the effect of new information in respect of uncertain tax positions as at April 1, 2020 to evaluate whether any change was required to management's position on these uncertainties.</p>

### Information Other than the Financial Statements and Auditor's Report Thereon

- The Parent's Board of Directors is responsible for the other information. The other information comprises the information included in the Boards' Report including Annexures to Board's Report, Management Discussion and Analysis Report and Corporate

## Independent Auditor's Report

Governance Report including annexures thereon, but does not include the consolidated financial statements and our auditor's report thereon.

- Our opinion on the consolidated financial statements does not cover the other information and we do not express any form of assurance conclusion thereon.
- In connection with our audit of the consolidated financial statements, our responsibility is to read the other information, and consider whether the other information is materially inconsistent with the consolidated financial statements or our knowledge obtained during the course of our audit or otherwise appears to be materially misstated.
- If based on the work we have performed, we conclude that there is a material misstatement of this other information, we are required to report that fact. We have nothing to report in this regard.

### Management's Responsibility for the Consolidated Financial Statements

The Parent's Board of Directors is responsible for the matters stated in section 134(5) of the Act with respect to the preparation of these consolidated financial statements that give a true and fair view of the consolidated financial position, consolidated financial performance including other comprehensive income, consolidated cash flows and consolidated changes in equity of the Group in accordance with the Ind AS and other accounting principles generally accepted in India. The respective Board of Directors of the companies included in the Group are responsible for maintenance of adequate accounting records in accordance with the provisions of the Act for safeguarding the assets of the Group and for preventing and detecting frauds and other irregularities; selection and application of appropriate accounting policies; making judgments and estimates that are reasonable and prudent; and design, implementation and maintenance of adequate internal financial controls, that were operating effectively for ensuring the accuracy and completeness of the accounting records, relevant to the preparation and presentation of the financial statements that give a true and fair view and are free from material misstatement, whether due to fraud or error, which have been used for the purpose of preparation of the consolidated financial statements by the Directors of the Parent Company, as aforesaid.

In preparing the consolidated financial statements, the respective Board of Directors of the companies included in the Group are responsible for assessing the ability of the respective entities to continue as a going concern, disclosing, as applicable, matters related to going concern and using the going concern basis of accounting unless the respective Board of Directors either intends to liquidate their respective entities or to cease operations, or has no realistic alternative but to do so.

The respective Board of Directors of the companies included in the Group are also responsible for overseeing the financial reporting process of the Group.

### Auditor's Responsibility for the Audit of the Consolidated Financial Statements

Our objectives are to obtain reasonable assurance about whether the consolidated financial statements as a whole are free from material misstatement, whether due to fraud or error and to issue an auditor's report that includes our opinion. Reasonable assurance is a high level of assurance but is not a guarantee that an audit conducted in accordance with SAs will always detect a material misstatement when it exists. Misstatements can arise from fraud or error and are considered material if, individually or in the aggregate, they could reasonably be expected to influence the economic decisions of users taken on the basis of these consolidated financial statements.

As part of an audit in accordance with SAs, we exercise professional judgment and maintain professional skepticism throughout the audit. We also:

- Identify and assess the risks of material misstatement of the consolidated financial statements, whether due to fraud or error, design and perform audit procedures responsive to those risks, and obtain audit evidence that is sufficient and appropriate to provide a basis for our opinion. The risk of not detecting a material misstatement resulting from fraud is higher than for one resulting from error, as fraud may involve collusion, forgery, intentional omissions, misrepresentations, or the override of internal control.
- Obtain an understanding of internal financial control relevant to the audit in order to design audit procedures that are appropriate in the circumstances. Under section 143(3)(i) of the Act, we are also responsible for expressing our opinion on whether the Parent Company has adequate internal financial controls system in place and the operating effectiveness of such controls.
- Evaluate the appropriateness of accounting policies used and the reasonableness of accounting estimates and related disclosures made by the management.
- Conclude on the appropriateness of management's use of the going concern basis of accounting and, based on the audit evidence obtained, whether a material uncertainty exists related to events or conditions that may cast significant doubt on the ability of the Group to continue as a going concern. If we conclude that a material uncertainty exists, we are required to draw attention in our auditor's report to the related disclosures in the consolidated financial statements or, if such disclosures are inadequate, to modify our opinion. Our conclusions are based on the audit evidence obtained up to the date of our auditor's report. However, future events or conditions may cause the Group to cease to continue as a going concern.
- Evaluate the overall presentation, structure and content of the consolidated financial statements, including the disclosures, and whether the consolidated financial statements represent the underlying transactions and events in a manner that achieves fair presentation.

## Independent Auditor's Report

- Obtain sufficient appropriate audit evidence regarding the financial information of the subsidiaries within the Group to express an opinion on the consolidated financial statements. We remain solely responsible for our audit opinion.

Materiality is the magnitude of misstatements in the consolidated financial statements that, individually or in aggregate, makes it probable that the economic decisions of a reasonably knowledgeable user of the consolidated financial statements may be influenced. We consider quantitative materiality and qualitative factors in (i) planning the scope of our audit work and in evaluating the results of our work; and (ii) to evaluate the effect of any identified misstatements in the consolidated financial statements.

We communicate with those charged with governance of the Parent Company and such other entities included in the consolidated financial statements of which we are the independent auditors regarding, among other matters, the planned scope and timing of the audit and significant audit findings, including any significant deficiencies in internal control that we identify during our audit.

We also provide those charged with governance with a statement that we have complied with relevant ethical requirements regarding independence, and to communicate with them all relationships and other matters that may reasonably be thought to bear on our independence, and where applicable, related safeguards.

From the matters communicated with those charged with governance, we determine those matters that were of most significance in the audit of the consolidated financial statements of the current period and are therefore the key audit matters. We describe these matters in our auditor's report unless law or regulation precludes public disclosure about the matter or when, in extremely rare circumstances, we determine that a matter should not be communicated in our report because the adverse consequences of doing so would reasonably be expected to outweigh the public interest benefits of such communication.

### Other Matter

We did not audit the financial information of three subsidiaries, whose financial information reflect total assets of Rs.98 Lakhs as at March 31, 2021, total revenues of Rs. Nil and net cash outflows amounting to Rs 51 lakhs for the year ended on that date, as considered in the consolidated financial statements. These financial information are unaudited and have been furnished to us by the Management and our opinion on the consolidated financial statements, in so far as it relates to the amounts and disclosures included in respect of these subsidiaries, is based solely on such unaudited financial information. In our opinion and according to the information and explanations given to us by the Management, these financial information are not material to the Group.

Our opinion on the consolidated financial statements above and our report on Other Legal and Regulatory Requirements below, is not modified in respect of the above matter with respect to the financial information certified by the Management.

### Report on Other Legal and Regulatory Requirements

As required by Section 143(3) of the Act, based on our audit and on the consideration of the financial information of the subsidiaries referred to in the Other Matter section above we report, that:

- a) We have sought and obtained all the information and explanations which to the best of our knowledge and belief were necessary for the purposes of our audit of the aforesaid consolidated financial statements.
- b) In our opinion, proper books of account as required by law relating to preparation of the aforesaid consolidated financial statements have been kept so far as it appears from our examination of those books.
- c) The Consolidated Balance Sheet, the Consolidated Statement of Profit and Loss including Other Comprehensive Income, the Consolidated Statement of Cash Flows and the Consolidated Statement of Changes in Equity dealt with by this Report are in agreement with the relevant books of account maintained for the purpose of preparation of the consolidated financial statements.
- d) In our opinion, the aforesaid consolidated financial statements comply with the Ind AS specified under Section 133 of the Act.
- e) On the basis of the written representations received from the directors of the Parent Company as on March 31, 2021 taken on record by the Board of Directors of the Company, none of the directors of the Parent company is disqualified as on March 31, 2021 from being appointed as a director in terms of Section 164 (2) of the Act.
- f) With respect to the adequacy of the internal financial controls over financial reporting and the operating effectiveness of such controls, refer to our separate Report in "Annexure A" which is based on the auditors' reports of the Parent company. Our report expresses an unmodified opinion on the adequacy and operating effectiveness of internal financial controls over financial reporting.
- g) With respect to the other matters to be included in the Auditor's Report in accordance with the requirements of section 197(16) of the Act, as amended, In our opinion and to the best of our information and according to the explanations given to us, the remuneration paid by the Parent Company to its directors during the year is in accordance with the provisions of section 197 of the Act.
- h) With respect to the other matters to be included in the Auditor's Report in accordance with Rule 11 of the Companies (Audit and Auditors) Rules, 2014, as amended in our opinion and to the best of our information and according to the explanations given to us:
  - i) The consolidated financial statements disclose the impact of pending litigations on the consolidated financial position of the Group.

## Independent Auditor's Report

- ii) The Group did not have material foreseeable losses on long-term contracts including derivative contracts.
- iii) There were no amounts which were required to be transferred to the Investor Education and Protection Fund by the Parent.

For **Deloitte Haskins & Sells LLP**  
Chartered Accountants  
(Firm's Registration No. 117366W/W-100018)

**Gurvinder Singh**  
(Partner)  
(Membership No. 110128)  
(UDIN: 21110128AAAACW6498)

Place: Bengaluru  
Date: May 31, 2021



# Independent Auditor's Report

## ANNEXURE "A" TO THE INDEPENDENT AUDITOR'S REPORT

(Referred to in paragraph 1(f) under 'Report on Other Legal and Regulatory Requirements' section of our report of even date)

### Report on the Internal Financial Controls Over Financial Reporting under Clause (i) of Sub-section 3 of Section 143 of the Companies Act, 2013 ("the Act")

In conjunction with our audit of the consolidated Ind AS financial statements of the Company as of and for the year ended March 31, 2021, we have audited the internal financial controls over financial reporting of **Xchanging Solutions Limited** (hereinafter referred to as "the Parent"), as of that date.

#### Management's Responsibility for Internal Financial Controls

The Board of Directors of the Parent, is responsible for establishing and maintaining internal financial controls based on "the internal control over financial reporting criteria established by the Company considering the essential components of internal control stated in the Guidance Note on Audit of Internal Financial Controls Over Financial Reporting issued by the Institute of Chartered Accountants of India ("the ICAI)". These responsibilities include the design, implementation and maintenance of adequate internal financial controls that were operating effectively for ensuring the orderly and efficient conduct of its business, including adherence to the Parent's policies, the safeguarding of its assets, the prevention and detection of frauds and errors, the accuracy and completeness of the accounting records, and the timely preparation of reliable financial information, as required under the Companies Act, 2013.

#### Auditor's Responsibility

Our responsibility is to express an opinion on the Parent's internal financial controls over financial reporting based on our audit. We conducted our audit in accordance with the Guidance Note on Audit of Internal Financial Controls Over Financial Reporting (the "Guidance Note") issued by the Institute of Chartered Accountants of India and the Standards on Auditing, prescribed under Section 143(10) of the Companies Act, 2013, to the extent applicable to an audit of internal financial controls. Those Standards and the Guidance Note require that we comply with ethical requirements and plan and perform the audit to obtain reasonable assurance about whether adequate internal financial controls over financial reporting was established and maintained and if such controls operated effectively in all material respects.

Our audit involves performing procedures to obtain audit evidence about the adequacy of the internal financial controls system over financial reporting and their operating effectiveness. Our audit of internal financial controls over financial reporting included obtaining an understanding of internal financial controls over financial reporting, assessing the risk that a material weakness exists, and testing and evaluating the design and operating effectiveness of internal control based on the assessed risk. The procedures selected depend on the auditor's judgement, including the assessment of the risks of material misstatement of the financial statements, whether due to fraud or error.

We believe that the audit evidence we have obtained, is sufficient and appropriate to provide a basis for our audit opinion on the Parent's internal financial controls system over financial reporting.

#### Meaning of Internal Financial Controls Over Financial Reporting

A company's internal financial control over financial reporting is a process designed to provide reasonable assurance regarding the reliability of financial reporting and the preparation of financial statements for external purposes in accordance with generally accepted accounting principles. A company's internal financial control over financial reporting includes those policies and procedures that (1) pertain to the maintenance of records that, in reasonable detail, accurately and fairly reflect the transactions and dispositions of the assets of the company; (2) provide reasonable assurance that transactions are recorded as necessary to permit preparation of financial statements in accordance with generally accepted accounting principles, and that receipts and expenditures of the company are being made only in accordance with authorisations of management and directors of the company; and (3) provide reasonable assurance regarding prevention or timely detection of unauthorised acquisition, use, or disposition of the company's assets that could have a material effect on the financial statements.

#### Inherent Limitations of Internal Financial Controls Over Financial Reporting

Because of the inherent limitations of internal financial controls over financial reporting, including the possibility of collusion or improper management override of controls, material misstatements due to error or fraud may occur and not be detected. Also, projections of any evaluation of the internal financial controls over financial reporting to future periods are subject to the risk that the internal financial control over financial reporting may become inadequate because of changes in conditions, or that the degree of compliance with the policies or procedures may deteriorate.

#### Opinion

In our opinion to the best of our information and according to the explanations given to us, the Parent has, in all material respects, an adequate internal financial controls system over financial reporting and such internal financial controls over financial reporting were operating effectively as at March 31, 2021, based on the internal control over financial reporting criteria established by the

## Independent Auditor's Report

---

Company considering the essential components of internal control stated in the Guidance Note on Audit of Internal Financial Controls Over Financial Reporting issued by the Institute of Chartered Accountants of India.

For **Deloitte Haskins & Sells LLP**  
Chartered Accountants  
(Firm's Registration No. 117366W/W-100018)

**Gurvinder Singh**  
(Partner)  
(Membership No. 110128)  
(UDIN: 21110128AAAACW6498)

Place: Bengaluru  
Date: May 31, 2021

# CONSOLIDATED BALANCE SHEET

## XCHANGING SOLUTIONS LIMITED

### Consolidated Balance Sheet as at March 31, 2021

(All amounts in Rs. Lakhs, unless otherwise stated)

	Note	As at March 31, 2021	As at March 31, 2020
<b>ASSETS</b>			
<b>Non-current assets</b>			
Property, plant and equipment	4	67	48
Right of use assets	5	107	221
Other intangible assets	6	3	3
Goodwill	7	15,841	15,841
Financial assets			
Loans	8	1,618	218
Other financial assets	9	101	-
Deferred tax assets (net)	10	438	338
Other non-current assets	11	2,225	1,730
<b>Total non-current assets</b>		<b>20,400</b>	<b>18,399</b>
<b>Current assets</b>			
Financial assets			
Trade receivables	12	933	2,071
Cash and cash equivalents	13	39,114	32,588
Bank balances other than above	14	105	117
Loans	8	-	1,400
Other financial assets	9	1,824	2,548
Other current assets	11	119	181
<b>Total current assets</b>		<b>42,095</b>	<b>38,905</b>
<b>Total assets</b>		<b>62,495</b>	<b>57,304</b>
<b>EQUITY AND LIABILITIES</b>			
<b>Equity</b>			
Equity share capital	15	11,140	11,140
Other equity	16	44,429	38,470
<b>Total equity</b>		<b>55,569</b>	<b>49,610</b>
<b>Liabilities</b>			
<b>Non-current liabilities</b>			
Financial liabilities			
Lease liabilities	34	180	118
Provisions	17	389	333
<b>Total non-current liabilities</b>		<b>569</b>	<b>451</b>

## Consolidated Balance sheet

(All amounts in Rs. Lakhs, unless otherwise stated)

	Note	As at March 31, 2021	As at March 31, 2020
<b>Current liabilities</b>			
Financial liabilities			
Lease liabilities	34	85	113
Trade payables			
- Dues of micro enterprises and small enterprises	18	1	-
- Dues of creditors other than micro enterprises and small enterprises	18	2,292	3,199
Other financial liabilities	19	20	31
Provisions	17	160	90
Current tax liabilities (net)	20	3,537	3,487
Other current liabilities	21	262	323
<b>Total current liabilities</b>		<b>6,357</b>	<b>7,243</b>
<b>Total liabilities</b>		<b>6,926</b>	<b>7,694</b>
<b>Total equity and liabilities</b>		<b>62,495</b>	<b>57,304</b>

See accompanying notes to the consolidated financial statements

In terms of our report attached.

For **Deloitte Haskins & Sells LLP**  
Chartered Accountants  
Firm's Registration No. 117366W/W-100018

For and on behalf of the Board of Directors

**Gurvinder Singh**  
Partner  
Membership No. 110128

**Chandrasekhara Rao Boddaju**  
Managing Director and  
Chief Executive Officer  
DIN: 08185777

**Shrenik Kumar Champalal**  
Whole Time Director and  
Chief Financial Officer  
DIN: 08099410

Place: Bengaluru  
Date: May 31, 2021

Place: Hyderabad  
Date: May 31, 2021

Place: Bengaluru  
Date: May 31, 2021

**Aruna Mohandoss**  
Company Secretary  
Place: Chennai  
Date: May 31, 2021

# CONSOLIDATED STATEMENT OF PROFIT AND LOSS

## XCHANGING SOLUTIONS LIMITED

Consolidated Statement of Profit and Loss for the year ended March 31, 2021

(All amounts in Rs. Lakhs, unless otherwise stated)

	Note	For the year ended	For the year ended
		March 31, 2021	March 31, 2020
Revenue from operations	22	19,574	18,226
Other income	23	1,593	1,268
<b>Total Income</b>		<b>21,167</b>	<b>19,494</b>
<b>Expenses</b>			
Employee benefits expense	24	7,361	7,634
Finance costs	25	26	13
Depreciation and amortisation expense	26	138	144
Other expenses	27	6,675	5,774
<b>Total expenses</b>		<b>14,200</b>	<b>13,565</b>
Profit before tax		6,967	5,929
<b>Tax expense/(benefit)</b>			
Current tax	28	1,099	1,114
Current tax- for the earlier years	28	(372)	(796)
Deferred tax	28	(4)	141
<b>Total tax expense</b>		<b>723</b>	<b>459</b>
<b>Profit for the period</b>		<b>6,244</b>	<b>5,470</b>
<b>Other comprehensive income/(expense)</b>			
(A) (i) Items that will not be reclassified to profit or loss			
- Remeasurements of the defined benefit plans		3	4
(ii) Income tax relating to items that will not be reclassified to profit or loss		(1)	(1)
(B) (i) Items that may be reclassified to profit or loss			
- Exchange differences in translating the financial statements of foreign operations		(384)	1,089
(ii) Income tax relating to items that may be reclassified to profit or loss		97	(274)
<b>Total other comprehensive income/ (expense)</b>		<b>(285)</b>	<b>818</b>
<b>Total Comprehensive Income for the period</b>		<b>5,959</b>	<b>6,288</b>
Earnings per Equity Share (of Rs.10 each)	30		
Basic- In Rs		5.60	4.91
Diluted- In Rs		5.60	4.91

See accompanying notes to the consolidated financial statements

In terms of our report attached.

For **Deloitte Haskins & Sells LLP**  
Chartered Accountants  
Firm's Registration No. 117366W/W-100018

**Gurvinder Singh**  
Partner  
Membership No. 110128

Place: Bengaluru  
Date: May 31, 2021

For and on behalf of the Board of Directors

**Chandrasekhara Rao Boddoju**  
Managing Director and  
Chief Executive Officer  
DIN: 08185777

Place: Hyderabad  
Date: May 31, 2021

**Shrenik Kumar Champalal**  
Whole Time Director and  
Chief Financial Officer  
DIN: 08099410

Place: Bengaluru  
Date: May 31, 2021

**Aruna Mohandoss**  
Company Secretary  
Place: Chennai  
Date: May 31, 2021

## XCHANGING SOLUTIONS LIMITED

### Consolidated Statement of changes in equity for the year ended March 31, 2021

(All amounts in Rs. Lakhs, unless otherwise stated)

#### a EQUITY SHARE CAPITAL

<b>Balance at April 1, 2019</b>	<b>11,140</b>
Changes in equity share capital during the year	-
<b>Balance at March 31, 2020</b>	<b>11,140</b>
Changes in equity share capital during the year	-
<b>Balance at March 31 2021</b>	<b>11,140</b>

#### b OTHER EQUITY

Particulars	Reserves & Surplus			Items of other comprehensive income	Total other equity
	Capital reserve	Security premium	Retained earnings	Foreign currency translation reserve	
<b>Balance as of April 1, 2019</b>	<b>361</b>	<b>8,417</b>	<b>23,090</b>	<b>314</b>	<b>32,182</b>
Profit for the year	-	-	5,470	-	5,470
Other comprehensive income for the year, net of tax	-	-	3	815	818
<b>Balance as of March 31, 2020</b>	<b>361</b>	<b>8,417</b>	<b>28,563</b>	<b>1,129</b>	<b>38,470</b>

Particulars	Reserves & Surplus			Items of other comprehensive income	Total other equity
	Capital reserve	Security premium	Retained earnings	Foreign currency translation reserve	
<b>Balance as of April 1, 2020</b>	<b>361</b>	<b>8,417</b>	<b>28,563</b>	<b>1,129</b>	<b>38,470</b>
Profit for the year	-	-	6,244	-	6,244
Other comprehensive income for the year, net of tax	-	-	2	(287)	(285)
<b>Balance as of March 31, 2021</b>	<b>361</b>	<b>8,417</b>	<b>34,809</b>	<b>842</b>	<b>44,429</b>

See accompanying notes to the consolidated financial statements

In terms of our report attached.

For **Deloitte Haskins & Sells LLP**  
Chartered Accountants  
Firm's Registration No. 117366W/W-100018

**Gurvinder Singh**  
Partner  
Membership No. 110128

Place: Bengaluru  
Date: May 31, 2021

For and on behalf of the Board of Directors

**Chandrasekhara Rao Boddaju**  
Managing Director and  
Chief Executive Officer  
DIN: 08185777

Place: Hyderabad  
Date: May 31, 2021

**Shrenik Kumar Champalal**  
Whole Time Director and  
Chief Financial Officer  
DIN: 08099410

Place: Bengaluru  
Date: May 31, 2021

**Aruna Mohandoss**  
Company Secretary

Place: Chennai  
Date: May 31, 2021



# CONSOLIDATED CASH FLOW STATEMENT

## XCHANGING SOLUTIONS LIMITED

Consolidated Statement of Cash Flows for the year ended March 31, 2021

(All amounts in Rs. Lakhs, unless otherwise stated)

	For the year ended	For the year ended
	March 31, 2021	March 31, 2020
<b>A. CASH FLOW FROM OPERATING ACTIVITIES</b>		
<b>Profit before tax</b>	6,967	5,929
<b>Adjustments for:</b>		
Depreciation and amortisation expense	24	31
Depreciation of right-of-use assets	114	113
Profit on sale of property, plant and equipment	-	(2)
Foreign exchange loss - unrealised	117	74
Interest income	(712)	(1,042)
Provision for doubtful advances	107	13
Liabilities no longer required written back	(1)	-
Other provisions no longer required written back	(102)	(120)
Interest expense	26	13
Gain on investment	(4)	-
Exchange difference on foreign currency translation	(126)	-
Other non cash adjustments	2	3
<b>Operating profit before working capital changes</b>	<b>6,412</b>	<b>5,012</b>
Adjustments for changes in working capital:		
<i>Adjustments for (increase) / decrease in operating assets:</i>		
Trade receivables	1,029	889
Other current assets	29	172
Loans & other financial assets and other assets	138	(470)
<i>Adjustments for increase / (decrease) in operating liabilities:</i>		
Trade payables	(891)	(177)
Other financial liabilities and other liabilities	40	(36)
Provisions	126	43
<b>Cash generated from operations</b>	<b>6,883</b>	<b>5,433</b>
Taxes paid (net of refunds)	(685)	(859)
<b>Net cash generated from operating activities (A)</b>	<b>6,198</b>	<b>4,574</b>
<b>B. CASH FLOW FROM INVESTING ACTIVITIES</b>		
Purchase of property, plant and equipment	(56)	(40)
Proceeds from sale of property, plant and equipment	-	2
Proceeds from loans given	-	250
Deposits with banks with maturity period more than 3 months but less than 12 months	12	130
Gain on investment	4	-
Receipt of lease receivables	56	-
Interest received	755	1,029
<b>Net cash generated from investing activities (B)</b>	<b>771</b>	<b>1,371</b>

## Consolidated Cash Flow Statement

(All amounts in Rs. Lakhs, unless otherwise stated)

	For the year ended	For the year ended
	March 31, 2021	March 31, 2020
<b>C. CASH FLOW FROM FINANCING ACTIVITIES</b>		
Repayment from non-current borrowings	-	(3)
Payment of lease liabilities	(156)	(107)
Interest paid	(26)	(13)
<b>Net cash used in financing activities (C)</b>	<b>(182)</b>	<b>(123)</b>
<b>Net increase in cash and cash equivalents (A + B + C)</b>	<b>6,787</b>	<b>5,822</b>
Cash and cash equivalents at the beginning of the year	32,588	25,691
Effect of exchange differences on balances with banks in foreign currency	(261)	1,075
<b>Cash and cash equivalents at the end of the year</b>	<b>39,114</b>	<b>32,588</b>
Cash on hand	-	-
Balances with banks:		
In current accounts	20,870	16,525
Funds in transit	-	133
Demand deposits (less than 3 months maturity)	18,244	15,930
<b>Net cash and cash equivalents included in note 13</b>	<b>39,114</b>	<b>32,588</b>
<b>Cash and cash equivalents</b>	<b>39,114</b>	<b>32,588</b>

**Notes:**

(1) Figures in brackets indicate cash outflow.

See accompanying notes to the consolidated financial statements

In terms of our report attached.

For **Deloitte Haskins & Sells LLP**  
Chartered Accountants  
Firm's Registration No. 117366W/W-100018

**Gurvinder Singh**  
Partner  
Membership No. 110128

Place: Bengaluru  
Date: May 31, 2021

**For and on behalf of the Board of Directors**

**Chandrasekhara Rao Boddaju**  
Managing Director and  
Chief Executive Officer  
DIN: 08185777

Place: Hyderabad  
Date: May 31, 2021

**Shrenik Kumar Champalal**  
Whole Time Director and  
Chief Financial Officer  
DIN: 08099410

Place: Bengaluru  
Date: May 31, 2021

**Aruna Mohandoss**  
Company Secretary

Place: Chennai  
Date: May 31, 2021

# NOTES FORMING PART OF THE CONSOLIDATED FINANCIAL STATEMENTS

## XCHANGING SOLUTIONS LIMITED

### Notes forming part of the consolidated financial statements

(All amounts in Rs. Lakhs, unless otherwise stated)

#### 1. GENERAL INFORMATION

Xchanging Solutions Limited ('the Company'), incorporated on February 1, 2002, is an information technology (IT) services provider with operations in India and an international presence established through subsidiaries in USA, Singapore and the UK.

#### 2. SIGNIFICANT ACCOUNTING POLICIES

##### 2.1 Basis of preparation and presentation

These consolidated financial statements relating to Xchanging Solutions Limited ('the Company') and its subsidiaries (together 'the Group') have been prepared in accordance with Indian Accounting Standards (Ind AS) notified under the Companies (Indian Accounting Standards) Rules, 2015 & relevant amendment rules issued thereafter and guidelines issued by the Securities and Exchange Board of India (SEBI) under the historical cost convention on the accrual basis except for certain financial instruments which are measured at fair values at the end of each reporting period as explained in the accounting policies below.

Historical cost is generally based on the fair value of the consideration given in exchange for goods and services.

Fair value is the price that would be received to sell an asset or paid to transfer a liability in an orderly transaction between market participants at the measurement date; regardless of whether that price is directly observable or estimated using another valuation technique. In estimating the fair value of an asset or a liability, the Group takes into account the characteristics of the asset or liability if market participants would take those characteristics into account when pricing the asset or liability at the measurement date. Fair value for measurement and/or disclosure purposes in these consolidated financial statements is determined on such a basis, except for share-bases payment transactions that are within the scope of Ind AS 102, leasing transactions that are within the scope of Ind AS 17, and measurements that have some similarities to fair value but are not fair value, such as net realisable value in Ind AS 2 or value in use in Ind AS 36.

In addition, for financial reporting purposes, fair value measurements are categorised into Level 1, 2 or 3 based on the degree to which the inputs to the fair value measurements are observable and the significance of the inputs to the fair value measurement in its entirety, which are described as follows:

- Level 1 inputs are quoted prices (unadjusted) in active markets for identical assets or liabilities that the entity can access at the measurement date;
- Level 2 inputs are inputs, other than quoted prices included within Level 1, that are observable for the asset or liability, either directly or indirectly; and
- Level 3 inputs are unobservable inputs for the asset or liability.

The principal accounting policies are set out below:

##### 2.2 Basis of consolidation

###### 2.2.1 Subsidiaries

- (A) Subsidiaries are all entities (including structured entities) over which the Company has control. The group controls an entity when the group is exposed to, or has rights to, variable returns from its involvement with the entity and has the ability to affect those returns through its power to direct the relevant activities of the entity. Subsidiaries are fully consolidated from the date on which control is transferred to the group. They are deconsolidated from the date that control ceases.

The acquisition method of accounting is used to account for business combinations by the group.

The consolidated financial statements of the Group have been prepared based on a line-by-line consolidation of the balance sheet, statement of profit and loss and cash flow statement of the Company and its subsidiaries as at and for the year ended March 31, 2021. All inter-company transactions and balances between the entities included in the consolidated financial statements have been eliminated.

The excess of cost to the Company of its investments in subsidiaries, over its proportionate share in equity of the subsidiaries at the date of acquisition is recognised in the consolidated financial statements as Goodwill and disclosed under Intangible Assets. In case the cost of investment in subsidiaries is less than the proportionate share in equity of the subsidiaries at the date of acquisition, the difference is treated as Capital Reserve and disclosed under Reserves and Surplus or netted off against Goodwill, as may be the case.

The consolidated financial statements have been prepared using uniform accounting policies for like transactions and other events in similar circumstances and are presented to the extent possible in the same manner as the Company's separate financial statements.

## Notes forming part of the Consolidated Financial Statements

(All amounts in Rs. Lakhs, unless otherwise stated)

### (B) Subsidiaries considered in the consolidated financial statements are given below:

Name of the subsidiary	Country of incorporation	Ownership Interest	
		2021	2020
<b>Direct subsidiaries:</b>			
Xchanging Solutions (Singapore) Pte Limited	Singapore	100%	100%
Xchanging Solutions (Europe) Limited	United Kingdom	100%	100%
Xchanging Solutions (USA) Inc	USA	100%	100%
<b>Step-down subsidiaries:</b>			
Nexplicit Infotech India Private Limited (Wholly owned subsidiary of Xchanging Solutions (USA) Inc)	India	100%	100%
Xchanging Solutions (Malaysia) Sdn Bhd (Wholly owned subsidiary of Xchanging Solutions (Singapore) Pte Limited) [Upto December 3, 2020]	Malaysia	100%	100%

### 2.3 Goodwill arising on consolidation

Goodwill arising on acquisition is the difference between the cost of an acquired business and the aggregate of the fair value of that entity's identifiable assets and liabilities. Goodwill arising on consolidation is carried at the value determined at the date of acquisition of the subsidiary. Goodwill arising on consolidation is not amortised, but is tested for impairment at every balance sheet date.

### 2.4 Revenue recognition

Revenue is recognised net of Goods and Services Tax (GST) to the extent that it is probable that economic benefit will flow to the Group and that revenue can be reliably measured. Revenue is recognised upon transfer of control of promised products or services to customers in an amount that reflects the consideration we expect to receive in exchange for those products or services. Arrangements with customers for software related services are either on a fixed-price or on a time-and-material basis.

- (i) Revenue on Time and Material contracts ("T&M") are recognised as the related services are performed and revenue from the end of the last invoicing to the reporting date is recognised as unbilled revenue. Revenue from fixed-price where the performance obligations are satisfied over time and where there is no uncertainty as to measurement or collectability of consideration, is recognised as per the percentage-of-completion method. When there is uncertainty as to measurement or ultimate collectability, revenue recognition is postponed until such uncertainty is resolved. Efforts or costs expended have been used to measure progress towards completion as there is a direct relationship between input and productivity. Maintenance revenue is recognised ratably over the term of the underlying maintenance arrangement.
- (ii) In arrangements for software development and related services and maintenance services, the Group has applied the guidance in Ind AS 115, Revenue from contract with customer, by applying the revenue recognition criteria for each distinct performance obligation. The arrangements with customers generally meet the criteria for considering software development and related services as distinct performance obligations. For allocating the transaction price, the Group has measured the revenue in respect of each performance obligation of a contract at its relative standalone selling price. The price that is regularly charged for an item when sold separately is the best evidence of its standalone selling price. In cases where the Group is unable to determine the standalone selling price, the Group uses the expected cost plus margin approach in estimating the standalone selling price. For software development and related services, the performance obligations are satisfied as and when the services are rendered since the customer generally obtains control of the work as it progresses.
- (iii) Contract modifications are accounted for when additions, deletions or changes are approved either to the contract scope or contract price. The accounting for modifications of contracts involves assessing whether the services added to an existing contract are distinct and whether the pricing is at the standalone selling price. Services added that are not distinct are accounted for on a cumulative catch up basis, while those that are distinct are accounted for prospectively, either as a separate contract, if the additional services are priced at the standalone selling price, or as a termination of the existing contract and creation of a new contract if not priced at the standalone selling price.
- (iv) Revenue from licenses where the customer obtains a "right to use" the licenses is recognised at the time the license is made available to the customer. Revenue from licenses where the customer obtains a "right to access" is recognised over the access period. Arrangements to deliver software products generally have three elements: license,

## Notes forming part of the Consolidated Financial Statements

(All amounts in Rs. Lakhs, unless otherwise stated)

implementation and Annual Maintenance Contracts (AMC). The Group has applied the principles under Ind AS 115 to account for revenues from these performance obligations.

When implementation services are provided in conjunction with the licensing arrangement and the license and implementation have been identified as two separate performance obligations, the transaction price for such contracts are allocated to each performance obligation of the contract based on their relative standalone selling prices. In the absence of standalone selling price for implementation, the performance obligation is estimated using the expected cost plus margin approach. Where the license is required to be substantially customized as part of the implementation service the entire arrangement fee for license and implementation is considered to be a single performance obligation and the revenue is recognised using the percentage-of-completion method as the implementation is performed. Revenue from support and other services arising due to the sale of software products is recognised as the performance obligations are satisfied. AMC revenue is recognised ratably over the period in which the services are rendered.

- (v) Provision for estimated losses, if any, on incomplete contracts are recorded in the period in which such losses become probable based on the current contract estimates.
- (vi) Deferred and unearned revenues represent the estimated unearned portion of fees derived from certain fixed-rate service agreements. Unearned revenues for fixed fee contracts are recognised on a pro-rata basis over the term of the underlying service contracts, which are generally one year.
- (vii) Unbilled revenue represents costs and earnings in excess of billings as at the balance sheet date.

### 2.5 Other Income

Interest income from a financial asset is recognised when it is probable that the economic benefits will flow to the Group and the amount of income can be measured reliably. Interest income is accounted on accrual basis. Dividend income is accounted for when the right to receive it is established.

### 2.6 Leases

As a lessee:

The Group's lease asset classes primarily consist of leases for buildings. The Group assesses whether a contract contains a lease, at inception of a contract. A contract is, or contains, a lease if the contract conveys the right to control the use of an identified asset for a period of time in exchange for consideration. To assess whether a contract conveys the right to control the use of an identified asset, the Group assesses whether: (i) the contract involves the use of an identified asset (ii) the Group has substantially all of the economic benefits from use of the asset through the period of the lease and (iii) the Group has the right to direct the use of the asset.

At the date of commencement of the lease, the Group recognizes a right-of-use asset ("ROU") and a corresponding lease liability for all lease arrangements in which it is a lessee, except for leases with a term of twelve months or less (short-term leases) and low value leases. For these short-term and low value leases, the Group recognizes the lease payments as an operating expense on a straight-line basis over the term of the lease.

Certain lease arrangements includes the options to extend or terminate the lease before the end of the lease term. ROU assets and lease liabilities includes these options when it is reasonably certain that they will be exercised. The right-of-use assets are initially recognized at cost, which comprises the initial amount of the lease liability adjusted for any lease payments made at or prior to the commencement date of the lease plus any initial direct costs less any lease incentives. They are subsequently measured at cost less accumulated depreciation and impairment losses.

Right-of-use assets are depreciated from the commencement date on a straight-line basis over the shorter of the lease term and useful life of the underlying asset. Right of use assets are evaluated for recoverability whenever events or changes in circumstances indicate that their carrying amounts may not be recoverable. For the purpose of impairment testing, the recoverable amount (i.e. the higher of the fair value less cost to sell and the value-in-use) is determined on an individual asset basis unless the asset does not generate cash flows that are largely independent of those from other assets. In such cases, the recoverable amount is determined for the Cash Generating Unit (CGU) to which the asset belongs.

The lease liability is initially measured at amortized cost at the present value of the future lease payments. The lease payments are discounted using the interest rate implicit in the lease or, if not readily determinable, using the incremental borrowing rates in the country of domicile of these leases. Lease liabilities are remeasured with a corresponding adjustment to the related right of use asset if the Group changes its assessment if whether it will exercise an extension or a termination option. Lease liability and ROU asset have been separately presented in the Balance Sheet and lease payments have been classified as financing cash flows.

Sublease: In respect of premises let out on sub lease, the Group recognises the lease payments as income on a straight-line basis over the term of the lease.

(All amounts in Rs. Lakhs, unless otherwise stated)

## 2.7 Foreign currencies

(i) Functional and presentation currency

The functional currency of Xchanging Solutions Limited and NexPLICIT Infotech India Private Limited is the Indian rupee. The functional currencies of Xchanging Solutions (Singapore) Pte Limited, Xchanging Solutions (Europe) Limited, Xchanging Solutions (USA) Inc and Xchanging Solutions (Malaysia) Sdn Bhd are the respective local currencies. These financial statements are presented in Indian rupee.

(ii) Initial recognition:

On initial recognition, all foreign currency transactions are recorded by applying to the foreign currency amount the exchange rate between the reporting currency and the foreign currency at the date of the transaction.

(iii) Subsequent recognition:

As at the reporting date, non-monetary items which are carried in terms of historical cost denominated in a foreign currency are reported using the exchange rate at the date of the transaction. All non-monetary items which are carried at fair value or other similar valuation denominated in a foreign currency are reported using the exchange rates that existed when the values were determined.

All monetary assets and liabilities in foreign currency are restated at the end of accounting period other than those monetary assets which are provided for being doubtful of recovery.

Exchange differences on restatement of all monetary items are recognised in the Statement of Profit and Loss.

(iv) Translation of foreign operations:

For the purposes of presenting these consolidated financial statements, the assets and liabilities of the Group's foreign operations are translated into Indian Rupees using exchange rates prevailing at the end of each reporting period. Income and expense items are translated at the average exchange rates for the period, unless exchange rates fluctuate significantly during that period, in which case the exchange rates at the dates of the transactions are used. Exchange differences arising, if any, are recognised in other comprehensive income and accumulated in equity (and attributed to non-controlling interests as appropriate).

On the disposal of a foreign operation, the cumulative amount of the exchange differences which have been deferred and which relate to that operation are recognised as income or as expense in the same period in which the gain or loss on disposal is recognised.

## 2.8 Employee benefits

### 2.8.1 Retirement benefit costs and termination benefits

Payments to defined contribution retirement benefit plans are recognised as an expense when employees have rendered service entitling them to the contributions.

For defined benefit retirement benefit plans, the cost of providing benefits is determined using the projected unit credit method, with actuarial valuations being carried out at the end of each annual reporting period. Remeasurement, comprising actuarial gains and losses is reflected immediately in the balance sheet with a charge or credit recognised in other comprehensive income in the period in which they occur. Remeasurement recognised in other comprehensive income is reflected immediately in retained earnings and is not reclassified to profit or loss. Past service cost is recognised in profit or loss in the period of a plan amendment. Net interest is calculated by applying the discount rate at the beginning of the period to the net defined benefit liability or asset. Defined benefit costs are categorised as follows:

- service cost (including current service cost, past service cost, as well as gains and losses on curtailments and settlements);
- net interest expense or income; and
- remeasurement

The Group presents the first two components of defined benefit costs in profit or loss in the line item 'Employee benefits expense'. Curtailment gains and losses are accounted for as past service costs.

The retirement benefit obligation recognised in the balance sheet represents the actual deficit or surplus in the Group's defined benefit plans. Any surplus resulting from this calculation is limited to the present value of any economic benefits available in the form of refunds from the plans or reductions in future contributions to the plans.

A liability for a termination benefit is recognised at the earlier of when the entity can no longer withdraw the offer of the termination benefit and when the entity recognises any related restructuring costs.



(All amounts in Rs. Lakhs, unless otherwise stated)

## 2.8.2 Short-term and other long-term employee benefits

A liability is recognised for benefits accruing to employees in respect of wages and salaries and annual leave in the period the related service is rendered at the undiscounted amount of the benefits expected to be paid in exchange for that service.

Liabilities recognised in respect of short-term employee benefits, are measured at the undiscounted amount of the benefits expected to be paid in exchange for that service.

Liabilities recognised in respect of other long-term employee benefits are measured at the present value of the estimated future cash outflows expected to be made by the Group in respect of services provided by employees up to the reporting date.

## 2.9 **Taxation**

Income tax expense represents the sum of the tax currently payable and deferred tax.

### 2.9.1 Current tax

Income tax expense or credit for the period is the tax payable on the current period's taxable income using the tax rates and tax laws that have been enacted or substantively enacted by the balance sheet date. The Group periodically evaluates positions taken in tax returns with respect to situations in which applicable tax regulation is subject to interpretation. It establishes provisions where appropriate on the basis of amounts expected to be paid to the tax authorities.

### 2.9.2 Deferred tax

Deferred income tax assets and liabilities are recognized for all temporary difference arising between the tax bases of assets and liabilities and their carrying amounts in the consolidated financial statements. Deferred tax assets are reviewed at each reporting date and are reduced to the extent that it is no longer probable that the related tax benefit will be realised.

Deferred income tax assets and liabilities are measured using tax rates and tax laws that have been enacted or substantively enacted by the Balance Sheet date and are expected to apply to taxable income in the years in which those temporary differences are expected to be recovered or settled.

The effect of changes in tax rates on deferred income tax assets and liabilities is recognized as income or expense in the period that includes the enactment or the substantive enactment date. A deferred tax asset is recognized to the extent that it is probable that future taxable profit will be available against which the deductible temporary differences and tax losses can be utilised.

Deferred taxes and liabilities are offset when there is a legally enforceable right to offset current tax assets and liabilities and when the deferred tax balances relate to the same taxation authority. Current tax assets and liabilities are offset where the entity has a legally enforceable right to offset and intends either to settle on a net basis, or to realise the asset and settle the liability simultaneously.

### 2.9.3 Current tax and deferred tax for the year

Current and deferred tax is recognized in profit or loss, except to the extent that it relates to items recognized in other comprehensive income or directly in equity, in which case, the tax is also recognized in other comprehensive income or directly in equity, respectively.

## 2.10 **Property, plant and equipment and depreciation**

- (i) Property, plant and equipment are stated at cost of acquisition less accumulated depreciation and impairment losses. Cost comprises the purchase price and any directly attributable costs of bringing the assets to their working condition for their intended use.
- (ii) Depreciable amount for assets is the cost of an asset, or other amount substituted for cost, less its estimated residual value. Depreciation on Property, plant & equipment has been provided on the straight-line method as per the useful life prescribed in Schedule II to the Companies Act, 2013 except in respect of the following categories of assets, in whose case the life of the assets has been assessed as under based on technical advice, taking into account the nature of the asset, the estimated usage of the asset, the operating conditions of the asset, past history of replacement, anticipated technological changes etc:

# Notes forming part of the Consolidated Financial Statements

(All amounts in Rs. Lakhs, unless otherwise stated)

Category of assets	Estimated useful life
Computers	4 to 7

- (iii) Losses arising from the retirement of, and gains or losses arising from disposal of fixed assets which are carried at cost are recognised in the Statement of Profit and Loss.
- (iv) Leasehold improvements are amortised over the period of lease or five years, whichever is lower.
- (v) Assets individually costing up to Rupees five thousand are fully depreciated in the year of purchase.

## 2.11 Intangible Assets and Amortisation

Intangible assets with finite useful lives are stated at cost of acquisition less accumulated amortisation and impairment losses.

Intangible assets are recognised only if it is probable that future economic benefits that are attributable to the asset will flow to the enterprise and the cost of the asset can be measured reliably. An intangible asset is derecognised on disposal, or when no future economic benefits are expected from use or disposal. Gains or losses arising from the retirement or disposal of an intangible asset are determined as the difference between the net disposal proceeds and the carrying amount of the asset and recognised as income or expense in the Statement of Profit and Loss. Intangible assets comprise of Goodwill and computer software.

- (i) Computer software is amortised over an estimated useful life of upto seven years.
- (ii) The estimated useful life of the intangible assets and the amortisation period are reviewed at the end of each financial year and the amortisation period is revised to reflect the changed pattern, if any.

## 2.12 Impairment of tangible and intangible assets

The carrying values of tangible and intangible assets at each balance sheet date are reviewed for impairment if any indication of impairment exists. The following intangible assets are tested for impairment each financial year even if there is no indication that the asset is impaired: (a) an intangible asset that is not yet available for use; and (b) an intangible asset that is amortised over a period exceeding ten years from the date when the asset is available for use.

If the carrying amount of the assets exceed the estimated recoverable amount, an impairment is recognised for such excess amount. The impairment loss is recognised as an expense in the Statement of Profit and Loss, unless the asset is carried at revalued amount, in which case any impairment loss of the revalued asset is treated as a revaluation decrease to the extent a revaluation reserve is available for that asset.

The recoverable amount is the greater of the net selling price and their value in use. Value in use is arrived at by discounting the future cash flows to their present value based on an appropriate discount factor.

When there is indication that an impairment loss recognised for an asset (other than a revalued asset) in earlier accounting periods no longer exists or may have decreased, such reversal of impairment loss is recognised in the Statement of Profit and Loss, to the extent the amount was previously charged to the Statement of Profit and Loss. In case of revalued assets such reversal is not recognised.

## 2.13 Provisions and contingent liabilities

Provisions: A provision is recognised when the Group has a present obligation as a result of past events and it is probable that an outflow of resources will be required to settle the obligation in respect of which a reliable estimate can be made. Provisions (excluding retirement benefits) are not discounted to their present value and are determined based on the best estimate required to settle the obligation at the balance sheet date. These are reviewed at each balance sheet date and adjusted to reflect the current best estimates.

Provisions for onerous contracts (i.e., contracts where the expected unavoidable costs of meeting the obligations under the contract exceed the economic benefits expected to be received under it) are recognised when it is probable that cash outflow of resources embodying economic benefits will be required to settle a present obligation as a result of an obligating event based on a reliable estimate of such obligation.

Contingent liabilities:

Contingent liabilities are disclosed when there is a possible obligation arising from past events, the existence of which will be confirmed only by the occurrence or non occurrence of one or more uncertain future events not wholly within the control of the Group or a present obligation that arises from past events where it is either not probable that an outflow of resources will be required to settle or a reliable estimate of the amount cannot be made, is termed as a contingent liability.

(All amounts in Rs. Lakhs, unless otherwise stated)

## 2.14 Financial instruments

Financial assets and financial liabilities are recognised when the Group becomes a party to the contractual provisions of the instruments.

Financial assets and financial liabilities are initially measured at fair value. Transaction costs that are directly attributable to the acquisition or issue of financial assets and financial liabilities (other than financial assets and financial liabilities at fair value through profit or loss) are added to or deducted from the fair value of the financial assets or financial liabilities, as appropriate, on initial recognition. Transaction costs directly attributable to the acquisition of financial assets or financial liabilities at fair value through profit or loss are recognised immediately in profit or loss.

## 2.15 Financial assets

All recognised financial assets are subsequently measured in their entirety at either amortised cost or fair value depending on the classification of the Financial assets.

### 2.15.1 Classification of financial assets

Financial assets that meet the following conditions are subsequently measured at amortised cost (except for financial assets that are designated at fair value through profit or loss on initial recognition):

- the asset is held within a business model whose objective is to hold assets in order to collect contractual cash flows; and
- the contractual terms of the financial assets give rise on specified dates to cash flows that are solely payments of principal and interest on the principal amount outstanding.

For the impairment policy on financial assets measured at amortised cost, refer Note 2.15.3

Financial assets that meet the following conditions are subsequently measured at Fair Value Through Other Comprehensive Income ("FVTOCI") (except for financial assets that are designated as at fair value through profit or loss on initial recognition):

- the asset is held within a business model whose objective is achieved both by collecting contractual cash flows and selling financial assets; and
- the contractual terms of the financial assets give rise on specified dates to cash flows that are solely payments of principal and interest on the principal amount outstanding.

Interest income is recognised in profit or loss for FVTOCI financial assets. For the purposes of recognising foreign exchange gains and losses, FVTOCI debt instruments are treated as financial assets measured at amortised cost. Thus, the exchange differences on the amortised cost are recognised in profit or loss and other changes in the fair value of FVTOCI financial assets are recognised in other comprehensive income and accumulated under the heading of 'Reserve for financial assets through other comprehensive income'. When the investment is disposed of, the cumulative gain or loss previously accumulated in this reserve is reclassified to profit or loss.

For the impairment policy on financial assets at FVTOCI, refer Note 2.15.3

All other financial assets are subsequently measured at fair value.

### 2.15.2 Financial assets at fair value through profit or loss (FVTPL)

Financial assets that do not meet the amortised cost criteria or FVTOCI criteria are measured at FVTPL. In addition, financial assets that meet the amortised cost criteria or the FVTOCI criteria but are designated as at FVTPL are measured at FVTPL.

A financial asset that meets the amortised cost criteria or debt instruments that meet the FVTOCI criteria may be designated as at FVTPL upon initial recognition if such designation eliminates or significantly reduces a measurement or recognition inconsistency that would arise from measuring assets or liabilities or recognising the gains and losses on them on different bases. The Group has not designated any debt instrument as at FVTPL.

Financial assets at FVTPL are measured at fair value at the end of each reporting period, with any gains or losses arising on remeasurement recognised in profit or loss. The net gain or loss recognised in profit or loss incorporates any dividend or interest earned on the financial asset and is included in the 'Other income' line item. Dividend on financial assets at FVTPL is recognised when the Group's right to receive the dividends is established, it is probable that the economic benefits associated with the dividend will flow to the entity, the dividend does not represent a recovery of part of cost of the investment and the amount of dividend can be measured reliably.

(All amounts in Rs. Lakhs, unless otherwise stated)

### 2.15.3 Impairment of financial assets

In accordance with Ind AS 109, the Group applies Expected Credit Loss (ECL) model for measurement and recognition of impairment loss on the Financial assets that are initially measured at fair value with subsequent measurement at amortised cost e.g Trade receivables, unbilled revenue etc.

The Group follows 'simplified approach' for recognition of impairment loss allowance for trade receivables. The application of simplified approach does not require the Group to track changes in credit risk. Rather, it recognises impairment loss allowance based on lifetime ECLs at each reporting date, right from its initial recognition. For recognition of impairment loss on other financial assets and risk exposure, the Group determines whether there has been a significant increase in the credit risk since initial recognition. If credit risk has not increased significantly, twelve month ECL is used to provide for impairment loss. However, if credit risk has increased significantly, lifetime ECL is used. If, in the subsequent period, credit quality of the instrument improves such that there is no longer a significant increase in credit risk since initial recognition, then the entity reverts to recognising impairment loss allowance based on a twelve month ECL.

ECL is the difference between all contractual cash flows that are due to the Group in accordance with the contract and all the cash flows that the entity expects to receive (i.e., all cash shortfalls), discounted at the original Effective Interest Rate (EIR).

#### Allowance for Trade receivables

The Group follows a 'simplified approach' (i.e. based on lifetime ECL) for recognition of impairment loss allowance on Trade receivables (including lease receivables). For the purpose of measuring lifetime ECL allowance for trade receivables, the Group estimates irrecoverable amounts based on the ageing of the receivable balances and historical experience. Further, a large number of minor receivables are grouped into homogeneous groups and assessed for impairment collectively. Individual trade receivables are written off when management deems them not to be collectible.

### 2.15.4 Derecognition of financial assets

The Group derecognises a financial asset when the contractual rights to the cash flows from the asset expire, or when it transfers the financial asset and substantially all the risks and rewards of ownership of the asset to another party. If the Group neither transfers nor retains substantially all the risks and rewards of ownership and continues to control the transferred asset, the Group recognises its retained interest in the asset and an associated liability for amounts it may have to pay. If the Group retains substantially all the risks and rewards of ownership of a transferred financial asset, the Group continues to recognise the financial asset and also recognises a collateralised borrowing for the proceeds received.

On derecognition of a financial asset in its entirety, the difference between the asset's carrying amount and the sum of the consideration received and receivable and the cumulative gain or loss that had been recognised in other comprehensive income and accumulated in equity is recognised in profit or loss if such gain or loss would have otherwise been recognised in profit or loss on disposal of that financial asset.

### 2.15.5 Foreign exchange gains and losses

The fair value of financial assets denominated in a foreign currency is determined in that foreign currency and translated at the spot rate at the end of each reporting period. For foreign currency denominated financial assets measured at amortised cost and FVTPL, the exchange differences are recognised in profit or loss.

## **2.16 Financial liabilities**

### Classification as debt

Debt are classified as financial liabilities in accordance with the substance of the contractual arrangements and the definitions of a financial liability

### Financial liabilities

#### 2.16.1 Financial liabilities subsequently measured at amortised cost

Financial liabilities that are not held-for-trading and are not designated as at FVTPL, are measured at amortised cost at the end of subsequent accounting periods. The carrying amounts of financial liabilities that are subsequently measured at amortised cost are determined based on the effective interest method. Interest expense that is not capitalised as part of costs of an asset is included in the 'Finance costs' line item.

#### 2.16.2 Foreign exchange gains and losses

For financial liabilities that are denominated in a foreign currency and are measured at amortised cost at the end of each reporting period, the foreign exchange gains and losses are determined based on the amortised cost of the instruments and are recognised in profit or loss.

(All amounts in Rs. Lakhs, unless otherwise stated)

## 2.16.3 Derecognition of financial liabilities

The Group derecognises financial liabilities when, and only when, the Group's obligations are discharged, cancelled or have expired, An exchange between with a lender of debt instruments with substantially different terms is accounted for as an extinguishment of the original financial liability and the recognition of a new financial liability. Similarly, a substantial modification of the terms of an existing financial liability (whether or not attributable to the financial difficulty of the debtor) is accounted for as an extinguishment of the original financial liability and the recognition of a new financial liability. The difference between the carrying amount of the financial liability derecognised and the consideration paid and payable is recognised in profit or loss.

## 2.17 **Derivative financial instruments**

The Group enters into derivative financial instruments to manage its exposure to foreign exchange rate risks through foreign exchange forward contracts. Further details of derivative financial instruments are disclosed in note 32.

Derivatives are initially recognised at fair value at the date the derivative contracts are entered into and are subsequently remeasured to their fair value at the end of each reporting period. The resulting gain or loss is recognised in profit or loss immediately.

## 2.18 **Use of estimates**

The preparation of the consolidated financial statements in conformity with Ind AS requires the Management to make estimates and assumptions considered in the reported amounts of assets and liabilities (including contingent liabilities) and the reported income and expenses during the period. The Management believes that the estimates used in preparation of the consolidated financial statements are prudent and reasonable. Future results could differ due to these estimates and the differences between the actual results and the estimates are recognised in the periods in which the results are known / materialise.

## 2.19 **Cash and cash equivalents (for purposes of Cash Flow Statement)**

Cash comprises cash on hand and demand deposits with banks. Cash equivalents are short-term balances (with an original maturity of three months or less from the date of acquisition), highly liquid investments that are readily convertible into known amounts of cash and which are subject to insignificant risk of changes in value.

## 2.20 **Cash flow statement**

Cash flows are reported using the indirect method, whereby profit / (loss) before extraordinary items and tax is adjusted for the effects of transactions of non-cash nature and any deferrals or accruals of past or future cash receipts or payments. The cash flows from operating, investing and financing activities of the Group are segregated based on the available information.

## 2.21 **Segment Reporting**

Ind AS 108 establishes standards for the way that public business enterprises report information about operating segments and related disclosures about products and services, geographic areas, and major customers. Based on the 'management approach' as defined in Ind AS 108, the Chief Operating Decision Maker (CODM) evaluates the Company's performance based on an analysis of various performance indicators by business segments and geographic segments.

The accounting policies adopted for segment reporting are in conformity with the accounting policies adopted for the Group. Revenue and expenses have been identified to segments on the basis of their relationship to the operating activities of the segment. Revenue and expenses, which relate to the Group as a whole and are not allocable to segments on a reasonable basis, is included as "Unallocated". Segment assets includes all the assets except for deferred tax assets which are treated as unallocable.

The dominant source of risk and returns of the enterprise is considered to be the business in which it operates, viz. - Information Technology (IT) Services. The sub businesses are fully aligned to IT Services business of the Group and the same are being viewed by the management as a single business segment. Being a single business segment Group, no primary segment information is being provided.

## 2.22 **Earnings per share**

Basic earnings per share is calculated by dividing the net profit or loss for the period attributable to equity shareholders by the weighted average number of equity shares outstanding during the period. The weighted average number of equity shares outstanding during the period and for all periods presented is adjusted for events, such as bonus shares, other than the conversion of potential equity shares, that have changed the number of equity shares outstanding, without a corresponding change in resources. For the purpose of calculating diluted earnings per share, the net profit or loss for the period attributable to equity shareholders and the weighted average number of shares outstanding during the period is adjusted for the effects of all dilutive potential equity shares.



(All amounts in Rs. Lakhs, unless otherwise stated)

### 2.23 Project work expenses

Project work expenses represents amounts charged by sub-contractors. These expenses are recognised on an accrual basis.

### 2.24 GST input credit

GST input credit is accounted for in the books in the period in which the underlying service received is accounted and when there is reasonable certainty in availing/ utilising the credits.

### 2.25 Operating Cycle

All assets and liabilities have been classified as current or non-current as per the Group's normal operating cycle and other criteria set out in the Schedule III to the Companies Act, 2013. Based on the nature of services and the time between the acquisition of assets for processing and their realisation in cash and cash equivalents, the Group has ascertained its operating cycle as 12 months for the purpose of current – non current classification of assets and liabilities.

## 3. Critical accounting judgements and key sources of estimation uncertainty

In the application of the Group's accounting policies, which are described in note 2, the management of the Company is required to make judgements, estimates and assumptions about the carrying amounts of assets and liabilities that are not readily apparent from other sources. The estimates and associated assumptions are based on historical experience and other factors that are considered to be relevant. Actual results may differ from these estimates.

The estimates and underlying assumptions are reviewed on an ongoing basis. Revisions to accounting estimates are recognised in the period in which the estimate is revised if the revision affects only that period, or in the period of the revision and future periods if the revision affects both current and future periods.

### 3.1 Critical judgements in applying accounting policies

The following are the critical judgements, apart from those involving estimations, that the management have made in the process of applying the Group's accounting policies and that have the most significant effect on the amounts recognised in the consolidated financial statements.

- i) Impairment of goodwill- Determining whether goodwill is impaired requires an estimation of the value in use of the cash-generating units to which goodwill has been allocated. The value in use calculation requires the directors to estimate the future cash flows expected to arise from the cash-generating unit and a suitable discount rate in order to calculate present value. Where the actual future cash flows are less than expected, a material impairment loss may arise. No impairment for goodwill has been identified during the year.
- ii) Income taxes- The Group's three major tax jurisdictions are India, Singapore and the United States of America, though the Group also files tax returns in other foreign jurisdictions. Significant judgments are involved in determining the provision for income taxes, including the amount expected to be paid or recovered in connection with uncertain tax positions. Also refer to note 28.
- iii) Fair value measurements and valuation processes- Derivative financial instruments are measured at fair value and the gratuity liability is measured based on actuarial valuation for financial reporting purposes. In estimating the fair value and actuarial valuation, the Group uses market-observable data to the extent it is available. Where such inputs are not available, the Group engages third party qualified valuers to perform the valuation.
- iv) Ind AS 116 requires lessees to determine the lease term as the non-cancellable period of a lease adjusted with any option to extend or terminate the lease, if the use of such option is reasonably certain. The Group makes an assessment on the expected lease term on a lease-by-lease basis and thereby assesses whether it is reasonably certain that any options to extend or terminate the contract will be exercised. In evaluating the lease term, the Group considers factors such as any significant leasehold improvements undertaken over the lease term, costs relating to the termination of the lease and the importance of the underlying asset to Group's operations taking into account the location of the underlying asset and the availability of suitable alternatives. The lease term in future periods is reassessed to ensure that the lease term reflects the current economic circumstances. Refer note no 2.6
- v) Estimation uncertainty relating to COVID-19 outbreak- The Group has considered internal sources of information up to the date of approval of the financial statements in determining the impact on various elements of its financial statements. The Group has used the principles of prudence in applying judgments, estimates and assumptions and based on the current estimates, the Group expects to fully recover the carrying amount of trade receivables including unbilled receivables. The eventual outcome of impact of the global health pandemic may be different from those estimated as on the date of approval of these financial statements.

## Notes forming part of the Consolidated Financial Statements

(All amounts in Rs. Lakhs, unless otherwise stated)

	As at March 31, 2021	As at March 31, 2020
<b>4 PROPERTY, PLANT AND EQUIPMENT</b>		
(Refer note 2.10 and 2.12)		
(Owned unless specified)		
<b>Carrying amounts of:</b>		
Leasehold Improvements	7	10
Computers	54	30
Vehicles	-	-
Office Equipment	3	5
Furniture and Fittings	3	3
	<b>67</b>	<b>48</b>

### The changes in the carrying value for the year ended March 31, 2021

Particulars	Leasehold Improvements	Computers	Vehicles	Office Equipment	Furniture and Fittings	Total
<b>Gross carrying value</b>						
Balance as at April 1, 2019	-	1,145	28	169	10	1,352
Additions	15	25	-	2	3	45
Disposals	-	(242)	(28)	(20)	-	(290)
Translation	-	5	-	-	-	5
<b>Balance as at March 31, 2020</b>	<b>15</b>	<b>933</b>	<b>-</b>	<b>151</b>	<b>13</b>	<b>1,112</b>
Additions	-	41	-	-	1	42
Disposals	-	(20)	-	(43)	(5)	(68)
Translation	-	1	-	-	-	1
<b>Balance as at March 31, 2021</b>	<b>15</b>	<b>955</b>	<b>-</b>	<b>108</b>	<b>9</b>	<b>1,087</b>
<b>Accumulated depreciation</b>						
Balance as at April 1, 2019	-	1,123	28	160	10	1,321
Depreciation expense	5	17	-	6	-	28
Eliminated on disposals of assets	-	(242)	(28)	(20)	-	(290)
Translation	-	5	-	-	-	5
<b>Balance as at March 31, 2020</b>	<b>5</b>	<b>903</b>	<b>-</b>	<b>146</b>	<b>10</b>	<b>1,064</b>
Depreciation expense	3	17	-	2	1	23
Eliminated on disposals of assets	-	(20)	-	(43)	(5)	(68)
Translation	-	1	-	-	-	1
<b>Balance as at March 31, 2021</b>	<b>8</b>	<b>901</b>	<b>-</b>	<b>105</b>	<b>6</b>	<b>1,020</b>
<b>Carrying value as at March 31, 2021</b>	<b>7</b>	<b>54</b>	<b>-</b>	<b>3</b>	<b>3</b>	<b>67</b>
<b>Carrying value as at March 31, 2020</b>	<b>10</b>	<b>30</b>	<b>-</b>	<b>5</b>	<b>3</b>	<b>48</b>



## Notes forming part of the Consolidated Financial Statements

(All amounts in Rs. Lakhs, unless otherwise stated)

### 5 RIGHT OF USE ASSETS

(Refer note 2.6)

Following are the changes in the carrying value of right of use assets for the year ended March 31, 2021:

Particulars	Buildings
Balance as at April 1, 2019	-
On account of adoption of IND AS 116	169
Additions	165
Depreciation	(113)
<b>Balance as at March 31, 2020</b>	<b>221</b>
Additions	-
Depreciation	(114)
<b>Balance as at March 31, 2021</b>	<b>107</b>

The aggregate depreciation expense on ROU assets is included under depreciation and amortization expense in the Statement of Profit and Loss.

### 6 OTHER INTANGIBLE ASSETS

(Refer note 2.11 and 2.12)

**Carrying amounts of:**

Computer software	3	3
	<u>3</u>	<u>3</u>

Particulars	Computer software	Total
<b>Gross carrying value</b>		
Balance as at April 1, 2019	64	64
Additions	1	1
Disposals	(1)	(1)
Translation	-	-
<b>Balance as at March 31, 2020</b>	<b>64</b>	<b>64</b>
Additions	1	1
Disposals	-	-
Translation	-	-
<b>Balance as at March 31, 2021</b>	<b>65</b>	<b>65</b>
<b>Accumulated amortisation</b>		
Balance as at April 1, 2019	59	59
Amortisation expense	3	3
Disposals	(1)	(1)
Translation	-	-
<b>Balance as at March 31, 2020</b>	<b>61</b>	<b>61</b>
Amortisation expense	1	1
Disposals	-	-
Translation	-	-
<b>Balance as at March 31, 2021</b>	<b>62</b>	<b>62</b>
<b>Carrying value as at March 31, 2021</b>	<b>3</b>	<b>3</b>
<b>Carrying value as at March 31, 2020</b>	<b>3</b>	<b>3</b>

## Notes forming part of the Consolidated Financial Statements

(All amounts in Rs. Lakhs, unless otherwise stated)

	As at March 31, 2021	As at March 31, 2020
<b>7 GOODWILL</b>		
(Refer note 2.3 and 3.1.(i))		
<b>Carrying amounts of:</b>		
Cost	15,841	15,841
Accumulated impairment losses	-	-
	<u>15,841</u>	<u>15,841</u>

Particulars	As at	As at
	March 31, 2021	March 31, 2020
<b>Cost</b>		
Balance at the beginning of year	15,841	15,841
Additions	-	-
Derecognised	-	-
<b>Balance at the end of year</b>	<b>15,841</b>	<b>15,841</b>
<b>Accumulated impairment losses</b>		
Balance at the beginning of year	-	-
Impairment losses recognised in the year	-	-
<b>Balance at the end of year</b>	<b>-</b>	<b>-</b>
<b>Net block at the end of the year</b>	<b>15,841</b>	<b>15,841</b>

### 7.1 Allocation of goodwill to cash-generating units

The entire goodwill is allocated to Information Technology services (CGU).

The recoverable amount of this CGU is determined based on a value in use calculation which uses cash flow projections based on financial forecast approved by the management covering a five-year period, and a discount rate of 10% p.a. (2020: 11% p.a.).

Cash flow projections during the forecast period are based on the expected gross margins. The cash flows beyond that five-year period have been extrapolated using a terminal growth rate of 1% p.a. (2020: 1% p.a.). The management believes that any reasonably possible change in the key assumptions on which recoverable amount is based would not cause the aggregate carrying amount to exceed the aggregate recoverable amount of the cash-generating unit.

As of March 31, 2021, the estimated recoverable amount of the CGU exceeded its carrying amount, hence impairment is not triggered. The key assumptions used for the calculations are as follows:

- (1) EBIT margin: Average gross margins achieved in the prior 4 years before the forecast period.
- (2) Discount rate: Discount rate is based on the Weighted Average Cost of Capital (WACC) of the Company. These estimates are likely to differ from future actual results of operations and cash flows.

	As at March 31, 2021	As at March 31, 2020
<b>8 LOANS</b>		
(Refer note 2.15 and 2.18)		
Unsecured, considered good unless otherwise stated		
<b>Non-current</b>		
Loans to fellow subsidiaries [Refer note 33 and note (i) below]	1,618	218
	<u>1,618</u>	<u>218</u>
<b>Current</b>		
Loans to fellow subsidiaries [Refer note 33 and note (i) below]	-	1,400
	<u>-</u>	<u>1,400</u>

**Note:** As at March 31, 2021, the loans and advances balance of Rs. 1,618 (2020: Rs. 1,618) due from fellow subsidiaries is at 12% interest rate p.a. and repayable on demand. However, management does not have an intention to demand these loans in the next 12 months and hence these have been classified under non-current financial assets. These financial assets are carried at amortised cost.

## Notes forming part of the Consolidated Financial Statements

(All amounts in Rs. Lakhs, unless otherwise stated)

	As at March 31, 2021	As at March 31, 2020
<b>9 OTHER FINANCIAL ASSETS</b>		
(Refer note 2.4, 2.15 and 2.18)		
Unsecured considered good unless otherwise stated		
<b>Non-current</b>		
Lease receivable from fellow subsidiaries [Refer note 33]	101	-
	<b>101</b>	<b>-</b>
<b>Current</b>		
Expenses recoverable from fellow subsidiaries [Refer note 33]:	-	21
Lease receivable from fellow subsidiaries [Refer note 33]	46	-
Security deposits		
- Considered good	12	192
- Considered doubtful	117	24
(Less): Provision for doubtful advances	(117)	(24)
Unbilled revenue		
- Fellow subsidiaries [Refer note 33]	3	-
- Others	1,738	2,217
Interest accrued on loans to fellow subsidiaries [Refer note 33]	15	15
Interest accrued on bank deposits	1	44
Other Loans and advances (includes government grant, advances to employees and other receivables)		
- Considered good	9	59
- Considered doubtful	13	17
(Less): Provision for doubtful advances	(13)	(17)
	<b>1,824</b>	<b>2,548</b>

## 10 DEFERRED TAX ASSETS (NET)

(Refer note 2.9 and 3.1.(ii))

Details of deferred tax assets and liabilities as at March 31, 2021 comprise of the following:

Particulars	As at Apr 1, 2020	(Credit)/ Charged to Statement of Profit and Loss	Recognised in Other Comprehensive Income	As at Mar 31, 2021
<b>Deferred Tax Assets</b>				
Depreciation	146	25	-	121
Provision for gratuity	78	(8)	1	85
Provision for compensated absences	28	(12)	-	40
Provision for other employee benefits	15	(17)	-	32
Provision for doubtful debts	330	13	-	317
Provision for doubtful advances	118	(7)	-	125
Adjustment for lease	2	(4)	-	6
Exchange differences in translating the financial statements of foreign operations	63	-	-	63
Others	14	6	-	8
<b>Total (A)</b>	<b>794</b>	<b>(4)</b>	<b>1</b>	<b>797</b>
<b>Deferred Tax Liabilities</b>				
Exchange differences in translating the financial statements of foreign operations	(456)	-	(97)	(359)
<b>Total (B)</b>	<b>(456)</b>	<b>-</b>	<b>(97)</b>	<b>(359)</b>
<b>Deferred Tax Assets (Net) (A)-(B)</b>	<b>338</b>	<b>(4)</b>	<b>(96)</b>	<b>438</b>

## Notes forming part of the Consolidated Financial Statements

(All amounts in Rs. Lakhs, unless otherwise stated)

As at March 31, 2020

Particulars	As at Apr 1, 2019	(Credit)/ Charged to Statement of Profit and Loss	Recognised in Other Comprehensive Income	As at Mar 31, 2020
<b>Deferred Tax Assets</b>				
Depreciation	187	41	-	146
Provision for gratuity	88	9	1	78
Provision for compensated absences	22	(6)	-	28
Provision for other employee benefits	19	4	-	15
Provision for doubtful debts	362	32	-	330
Provision for doubtful advances	175	57	-	118
Adjustment for lease	-	(2)	-	2
Exchange differences in translating the financial statements of foreign operations	63	-	-	63
Others	20	6	-	14
<b>Total (A)</b>	<b>936</b>	<b>141</b>	<b>1</b>	<b>794</b>
<b>Deferred Tax Liabilities</b>				
Exchange differences in translating the financial statements of foreign operations	(182)	-	274	(456)
<b>Total (B)</b>	<b>(182)</b>	<b>-</b>	<b>274</b>	<b>(456)</b>
<b>Deferred Tax Assets (Net) (A)-(B)</b>	<b>754</b>	<b>141</b>	<b>275</b>	<b>338</b>

### 10.1 Unrecognised taxable temporary differences associated with investments and interests

	As at March 31, 2021	As at March 31, 2020
Taxable temporary differences in relation to investments in subsidiaries for which deferred tax liabilities have not been recognised are attributable to the following:		
- foreign subsidiaries	662	457
<b>Total</b>	<b>662</b>	<b>457</b>
<b>11 OTHER ASSETS</b>		
(Refer note 2.24)		
Unsecured considered good unless otherwise stated		
<b>Non-current</b>		
Prepaid Expenses	1	7
Advances recoverable in kind		
- Income tax	1,775	1,486
- Service tax [Refer note 36]	177	-
Balances with Government Authorities (Service tax & GST)		
- Considered good	205	237
- Considered doubtful	352	429
(Less): Provision for doubtful advances	(352)	(429)
Security deposits	67	-
	<b>2,225</b>	<b>1,730</b>
<b>Current</b>		
Balances with Government Authorities (GST)	24	78
Prepaid Expenses	94	67
Other Loans and advances		
- Considered good	1	36
- Considered doubtful	14	-
(Less): Provision for doubtful advances	(14)	-
	<b>119</b>	<b>181</b>

## Notes forming part of the Consolidated Financial Statements

(All amounts in Rs. Lakhs, unless otherwise stated)

	As at March 31, 2021	As at March 31, 2020
<b>12 TRADE RECEIVABLES</b>		
(Refer note 2.15, 32 and 33)		
(Unsecured)		
Considered good	933	2,071
Considered doubtful	1,260	1,309
Less: Provision for doubtful trade receivables	(1,260)	(1,309)
	<u>933</u>	<u>2,071</u>
<b>Note:</b> The credit period ranges from 0 to 45 days. No interest is charged on trade receivables up to the due date. Cumulative balance of customers with more than 5% of total trade receivables amounts to Rs. 596 (2020: Rs. 1,211)		
<b>13 CASH AND CASH EQUIVALENTS</b>		
(Refer note 2.19)		
Balances with banks		
In current accounts	20,870	16,525
Funds in transit	-	133
In demand deposit accounts (less than 3 months maturity)	18,244	15,930
Cash on hand	-	-
Cash and cash equivalent as per consolidated statement of cash flow	<u>39,114</u>	<u>32,588</u>
<b>14 OTHER BANK BALANCES</b>		
Long Term Deposit with maturity more than 3 months but less than 12 months	105	117
	<u>105</u>	<u>117</u>
Fixed Deposits with Banks include: Rs. 105 (2020: Rs. 117) which are under lien		
<b>15 EQUITY SHARE CAPITAL</b>		
<b>Authorised capital:</b>		
125,000,000 (2020: 125,000,000) Equity shares of Rs.10 each	12,500	12,500
<b>Issued, subscribed and paid up capital:</b>		
111,403,716 (2020: 111,403,716) Equity shares of Rs.10 each fully paid up	11,140	11,140
	<u>11,140</u>	<u>11,140</u>

a) Reconciliation of the number of shares and amount outstanding at the beginning and at the end of the reporting year are as given below:

	As at		As at	
	March 31, 2021		March 31, 2020	
Equity Shares	Number of Shares	Amount	Number of Shares	Amount
Shares outstanding at the beginning of the year	111,403,716	11,140	111,403,716	11,140
Add / (Less): Movement during the year	-	-	-	-
<b>Shares outstanding at the end of the year</b>	<b>111,403,716</b>	<b>11,140</b>	<b>111,403,716</b>	<b>11,140</b>

b) Terms/rights attached to equity shares

The Company has only one class of shares referred to as equity shares having a par value of Rs.10 each. Each shareholder is eligible for one vote per share held. In the event of liquidation, the equity shareholders are eligible to receive the remaining assets of the Company after distribution of all preferential amounts, in proportion to their shareholding.

## Notes forming part of the Consolidated Financial Statements

(All amounts in Rs. Lakhs, unless otherwise stated)

### c) Details of shares held by the holding company and its subsidiaries:

Name of Shareholder	As at	As at
	March 31, 2021	March 31, 2020
	Number of Shares	Number of Shares
Xchanging (Mauritius) Limited, the immediate holding company	58,002,787	58,002,787
Xchanging Technology Services India Private Limited, subsidiary of Holding Company	21,348,838	21,348,838
	<b>79,351,625</b>	<b>79,351,625</b>

### d) Details of shares held by each shareholder holding more than 5% shares:

Name of Shareholder	As at		As at	
	March 31, 2021		March 31, 2020	
	Number of Shares held	Percentage	Number of Shares held	Percentage
Xchanging (Mauritius) Limited	58,002,787	52.07	58,002,787	52.07
Xchanging Technology Services India Private Limited	21,348,838	19.16	21,348,838	19.16

	As at	As at
	March 31, 2021	March 31, 2020
<b>16 OTHER EQUITY</b>		
Capital reserve	361	361
Security premium	8,417	8,417
Foreign currency translation reserve	842	1,129
Retained earnings	34,809	28,563
	<b>44,429</b>	<b>38,470</b>
<b>16.1 Capital reserve</b>		
Balance at the beginning of the year	361	361
Add / (Less): Movement during the year	-	-
Balance at the end of the year	<b>361</b>	<b>361</b>
Capital reserve represents waiver of liability by Scandent Holding Mauritius Limited, erstwhile ultimate holding company.		
<b>16.2 Security premium</b>		
Balance at the beginning of the year	8,417	8,417
Add / (Less): Movement during the year	-	-
Balance at the end of the year	<b>8,417</b>	<b>8,417</b>
Amounts received (on issue of shares) in excess of the par value has been classified as securities premium.		
<b>16.3 Foreign currency translation reserve</b>		
Balance at the beginning of the year	1,129	314
Add: Exchange difference arising on translating the foreign operations net of income tax	(287)	815
Balance at the end of the year	<b>842</b>	<b>1,129</b>

Exchange differences relating to the translation of the results and net assets of the Group's foreign operations from their functional currencies to the Group's presentation currency (i.e. Rs.) are recognised directly in other comprehensive income and accumulated in the foreign currency translation reserve. Exchange differences previously accumulated in the foreign currency translation reserve are reclassified to profit or loss on the disposal of the foreign operation.

## Notes forming part of the Consolidated Financial Statements

(All amounts in Rs. Lakhs, unless otherwise stated)

	As at March 31, 2021	As at March 31, 2020
<b>16.4 Retained earnings</b>		
Balance at the beginning of the year	28,563	23,090
Profit for the year	6,244	5,470
Other comprehensive income arising from remeasurement of defined benefit obligation net of tax	2	3
Balance at the end of the year	<u>34,809</u>	<u>28,563</u>
Retained earnings comprise of the Company's prior years' undistributed earnings after taxes.		
<b>17 PROVISIONS</b>		
(Refer note 2.8)		
<b>Non-current</b>		
Provision for employee benefits :		
Provision for compensated absences	118	84
Provision for gratuity [Refer note 31]	271	249
	<u>389</u>	<u>333</u>
<b>Current</b>		
Provision for employee benefits :		
Provision for compensated absences	91	28
Provision for gratuity [Refer note 31]	69	62
	<u>160</u>	<u>90</u>

Note: The Code on Social Security, 2020 ("Code") relating to employee benefits during employment and post-employment benefits received Presidential assent in September 2020. The Code has been published in the Gazette of India. However, the date on which the Code will come into effect has not been notified. The Group will assess the impact of the Code when it comes into effect and will record any related impact in the period the Code becomes effective.

## 18 TRADE PAYABLES

(Refer note 2.16)

Total outstanding dues of micro enterprises and small enterprises (Refer Note (ii))	1	-
Total outstanding dues of creditors other than micro enterprises and small enterprises		
Due to Related parties [Refer note 33]	1,521	2,187
Others:		
Goods & services	529	936
Employee related payables	242	76
	<u>2,292</u>	<u>3,199</u>
	<u>2,293</u>	<u>3,199</u>

### Notes:

- (i) The credit period ranges from 0 to 90 days. No interest is charged on trade payables up to the due date. The Group has financial risk management policies in place to ensure that all payables are paid within the pre-agreed credit terms.
- (ii) On the basis of confirmation obtained from suppliers who have registered themselves under the Micro, Small Medium Enterprise Development Act, 2006 (MSMED Act, 2006) and based on the information available with the Company, the following are the details:
  - (a) Principal amount remaining unpaid
  - (b) Interest due thereon remaining unpaid
  - (c) Interest paid by the Company in terms of Section 16 of the Micro, Small and Medium Enterprises Development Act, 2006, along-with the amount of the payment made to the supplier beyond the appointed day during the period



## Notes forming part of the Consolidated Financial Statements

(All amounts in Rs. Lakhs, unless otherwise stated)

(d) Interest due and payable for the period of delay in making payment (which have been paid but beyond the appointed day during the period) but without adding interest specified under the Micro, Small and Medium Enterprises Act, 2006	-	-
(e) Interest accrued and remaining unpaid	-	-
(f) Interest remaining due and payable even in the succeeding years, until such date when the interest dues as above are actually paid to the small enterprises	-	-

	As at March 31, 2021	As at March 31, 2020
<b>19 OTHER FINANCIAL LIABILITIES</b> (Refer note 2.7 and 2.16)		
Payable on purchase of property, plant and equipment	-	13
Other financial liabilities	20	18
	<u>20</u>	<u>31</u>
<b>20 CURRENT TAX ASSETS AND LIABILITIES</b> (Refer note 2.9 and 3.1.(ii))		
Current tax assets		
Tax refund receivable	5,173	4,615
	<u>5,173</u>	<u>4,615</u>
Current tax liabilities		
Income tax payable	8,710	8,102
	<u>8,710</u>	<u>8,102</u>
	<u>3,537</u>	<u>3,487</u>
<b>21 OTHER CURRENT LIABILITIES</b> (Refer note 2.4 and 2.7)		
Income received in advance (Unearned revenue)	81	62
Statutory remittances (Contributions to PF, ESIC, Withholding Taxes, GST etc.)	101	150
Security deposits	-	67
Advances from customers	80	44
	<u>262</u>	<u>323</u>
	<u>For the year ended March 31, 2021</u>	<u>For the year ended March 31, 2020</u>
<b>22 REVENUE FROM OPERATIONS</b> (Refer note 2.4, 29 and 33)		
Software services	19,574	18,226
	<u>19,574</u>	<u>18,226</u>

The table below presents disaggregated revenues from contracts with customers for the year ended March 31, 2021 by contract type. The Company believe that this disaggregation best depicts how the nature, amount, timing and uncertainty of our revenues and cashflows are affected by industry, market and other economic factors.

Revenues by contract type	For the year ended March 31, 2021	For the year ended March 31, 2020
T&M and AMC	17,627	16,456
Fixed Price	1,947	1,770
<b>Total</b>	<b>19,574</b>	<b>18,226</b>

The Group has evaluated the impact of COVID-19 resulting from (i) the possibility of constraints to render services (ii) onerous obligations (iii) penalties relating to breaches of service level agreements and (iv) termination or deferment of contracts by customers. The Group has concluded that the impact of COVID-19 is not material based on such evaluation. Due to the nature

## Notes forming part of the Consolidated Financial Statements

(All amounts in Rs. Lakhs, unless otherwise stated)

of the pandemic, the Group will continue to monitor developments to identify significant uncertainties relating to revenue in future periods.

	For the year ended	For the year ended
	March 31, 2021	March 31, 2020
<b>23 OTHER INCOME</b>		
(Refer note 2.5 and 2.7)		
a) <u>Interest Income (at amortised cost)</u>		
Interest income earned on financial assets that are not designated as at fair value through profit or loss:		
Bank deposits	518	845
Income tax refunds	535	-
Loans to fellow subsidiaries [Refer note 33]	194	197
	<u>1,247</u>	<u>1,042</u>
b) <u>Other non-operating income (net of expenses directly attributable to such income)</u>		
Other provisions no longer required written back	102	120
Liabilities no longer required written back	1	-
Lease rental income	13	-
Service tax refund	66	-
Release of foreign currency translation reserve	126	-
Others (aggregate of immaterial items)	38	24
	<u>346</u>	<u>144</u>
c) <u>Other gains and losses</u>		
Profit on sale of property, plant and equipment (net)	-	2
Foreign exchange gain (net)	-	80
	<u>-</u>	<u>82</u>
(a+b+c)	<u><u>1,593</u></u>	<u><u>1,268</u></u>
<b>24 EMPLOYEE BENEFITS EXPENSE</b>		
(Refer note 2.8 and 31)		
Salaries and wages including bonus	6,610	6,788
Less : Towards government grant (Refer note 42 )	<u>(57)</u>	<u>(48)</u>
Contribution to provident and other funds [Refer note 31]	226	206
Gratuity expenses [Refer note 31]	52	56
Staff welfare expenses	530	632
	<u><u>7,361</u></u>	<u><u>7,634</u></u>
<b>25 FINANCE COSTS</b>		
(Refer note 2.6)		
Interest expenses on lease liabilities	26	13
	<u><u>26</u></u>	<u><u>13</u></u>
<b>26 DEPRECIATION AND AMORTISATION EXPENSE</b>		
(Refer note 2.6, 2.10, 2.11 and 2.18)		
Depreciation of property, plant and equipment [Refer note 4]	23	28
Depreciation of right of use of assets [Refer note 5]	114	113
Amortisation of intangible assets [Refer note 6]	1	3
	<u><u>138</u></u>	<u><u>144</u></u>

## Notes forming part of the Consolidated Financial Statements

(All amounts in Rs. Lakhs, unless otherwise stated)

	For the year ended	For the year ended
	March 31, 2021	March 31, 2020
<b>27 OTHER EXPENSES</b>		
(Refer note 2.6, 2.7, 2.13, 2.18 and 2.23)		
Project work expenses	5,746	4,483
Power and fuel	26	35
Rental expenses*	5	19
Repairs and maintenance:		
Computer equipments	70	170
Others	80	58
Insurance	58	55
Rates and taxes	24	17
Communication	74	199
Travelling and conveyance	21	118
Business promotion	6	18
Training and development	12	1
Expenditure towards Corporate Social Responsibility (CSR) activities [Refer note 37]	42	21
Legal and professional	82	365
Payments to auditors (Refer Note (i) below)	119	120
Foreign exchange loss (net)	112	-
Provision for doubtful advances	107	13
Directors' sitting fees	43	41
Miscellaneous expenses	48	41
	<b>6,675</b>	<b>5,774</b>

\* Represents lease rentals for short term leases and leases of low value assets

Note:

(i) Payments to the auditors comprise (net of taxes, where applicable):

Statutory audit	67	68
Limited review of quarterly financial results	44	44
Tax audit	6	6
Certifications	2	2
	<b>119</b>	<b>120</b>

### 28 Income Taxes

(Refer note 2.9 and 3.1.(ii))

#### 1. Income tax recognised in profit or loss

##### Current tax

In respect of current year	1,099	1,114
In respect of tax adjustments related to earlier years	(372)	(796)

##### Deferred tax

In respect of current year	(4)	141
----------------------------	-----	-----

**Total income tax expense /(gain) recognised in the current year**

**723**                      **459**

During the year ended March 31, 2021, the Company had made an application for tax dispute settlement under Vivad se Vishwas (VsV) Scheme for earlier years. Consequently, the final settlement orders were received during the year and net reversal of tax provision aggregating to Rs. 697 has been recognized in the statement of profit and loss, and is included in "Current tax- for the earlier years"

## Notes forming part of the Consolidated Financial Statements

(All amounts in Rs. Lakhs, unless otherwise stated)

	For the year ended	For the year ended
	March 31, 2021	March 31, 2020
<b>2. The income tax expense for the year can be reconciled to the accounting profit as follows:</b>		
Profit before tax	6,967	5,929
Income tax expense calculated at 25.168% (2020: 25.168%)	1,752	1,492
Adjustments in respect of current income tax of previous years		
- VsV Scheme	(697)	
- Return to provisions	325	(796)
Effect of notional income recognised for taxation	196	196
Effect of income that is exempt from taxation	-	118
Effect of inadmissible expenses	11	-
Effect of change in tax rate in foreign subsidiaries	(131)	(158)
Effect of change in statutory tax rate	-	(32)
Effect of depreciation taken in returns	(97)	(118)
Effect of deferred tax asset not recognized on carry forward losses in foreign subsidiaries	(638)	(229)
Effect of admissible deductions	-	-
Others	2	(14)
<b>Income tax expense recognised in Profit and Loss</b>	<b>723</b>	<b>459</b>
<p>The income tax rate used for the above reconciliations is current tax 25.168% (2020: 25.168%) and deferred tax 25.168% (2020: 25.168%), these are the corporate tax rate payable by corporate entities in India on taxable profits under the Indian tax law. From April 1, 2019 onwards, the Company has opted to pay income taxes under the concessional tax regime as prescribed under Section 115BAA of the Income Tax Act, 1961. Accordingly, current tax liability has been determined and recognised at the concessional rate.</p>		
<b>3. Income tax recognised in other comprehensive income:</b>		
<b>Income tax</b>		
Arising on income and expenses recognised in other comprehensive income:		
Remeasurement of defined benefit obligation	(1)	(1)
Exchange differences in translating the financial statements of foreign operations	-	-
Total	(1)	(1)
<b>Deferred tax</b>		
Arising on income and expenses recognised in other comprehensive income:		
Remeasurement of defined benefit obligation	-	-
Exchange differences in translating the financial statements of foreign operations	97	(274)
Total	97	(274)
<b>Total income tax recognised in other comprehensive income</b>	<b>96</b>	<b>(275)</b>
Bifurcation of the income tax recognised in other comprehensive income into:-		
Items that will not be reclassified to profit or loss	(1)	(1)
Items that may be reclassified to profit or loss	97	(274)

## Notes forming part of the Consolidated Financial Statements

(All amounts in Rs. Lakhs, unless otherwise stated)

### 29 SEGMENT INFORMATION

(Refer note 2.21)

The entire operation of the Company relate only to one segment "Software Services" and hence there are no primary segment to be reported.

Additional information relating to geographical dispersion is as follows:

	Revenue by location of customers	
	March 31, 2021	March 31, 2020
Europe	1,210	1,345
USA	12,214	10,209
India	1,132	1,068
Singapore	4,827	5,163
Rest of the World	191	441
	<b>19,574</b>	<b>18,226</b>

Balance of customers with more than 10% of total revenue amounts to Rs. 11,654 (2020: Rs. 10,654)

	Carrying amount of segment assets by location of the assets		Addition to Fixed Assets/Right of use assets	
	March 31, 2021	March 31, 2020	March 31, 2021	March 31, 2020
Europe	81	340	-	-
USA	16,085	12,858	-	-
India	21,781	20,829	38	209
Rest of the World	24,110	22,927	5	2
	<b>62,057</b>	<b>56,955</b>	<b>43</b>	<b>211</b>

	For the year ended		For the year ended	
	March 31, 2021	March 31, 2020	March 31, 2021	March 31, 2020

### 30 EARNINGS PER SHARE

(Refer note 2.22)

#### Basic earnings per share

Profit for the year after tax	6,244	5,470
Nominal value per share (Rs.)	10	10
Weighted average number of equity shares considered for calculating basic earnings per share – (A)	111,403,716	111,403,716
<b>Earnings per share – Basic (Rs.)</b>	<b>5.60</b>	<b>4.91</b>

#### Diluted earnings per share

Weighted average number of equity shares considered for calculating diluted earnings per share – (B)	111,403,716	111,403,716
<b>Earnings per share – Diluted (Rs.)</b>	<b>5.60</b>	<b>4.91</b>

### 31 EMPLOYEE BENEFITS EXPENSE

(Refer note 2.8)

#### (a) Defined Contribution Plans

Provident Fund and Other Funds: During the year, the Group has recognised Rs. 226 (2020: Rs. 206) in the Statement of Profit and Loss relating to provident fund and other funds, which is included in the 'Contribution to provident and other funds'.

## Notes forming part of the Consolidated Financial Statements

(All amounts in Rs. Lakhs, unless otherwise stated)

### (b) Defined Benefit Plan

Gratuity (unfunded): The Group provides for gratuity, a defined benefit plan (the “gratuity plan”) covering eligible employees in accordance with the Payment of Gratuity Act, 1972. The gratuity plan provides a lump sum payment to vested employees at retirement or termination of employment based on the respective employee’s last drawn salary and years of employment with the Group.

The Group is exposed to various risks in providing the above gratuity benefit such as: interest rate risk, longevity risk and salary risk.

Interest risk: A decrease in the bond interest rate will increase the plan liability.

Longevity risk: The present value of the defined benefit plan liability is calculated by reference to the best estimate of the mortality of plan participants both during and after their employment. An increase in the life expectancy of the plan participants will increase the plan’s liability.

Salary risk: The present value of the defined benefit plan liability is calculated by reference to the future salaries of plan participants. As such, an increase in the salary of the plan participants will increase the plan’s liability.

The following tables summarise the components of expense recognised in the Statement of Profit and Loss and amounts recognised in the Balance Sheet for the gratuity plan:

	As at March 31, 2021	As at March 31, 2020
<b>(i) Movement in Present Value of the Defined benefit obligation</b>		
Balance at the beginning of the year	311	302
Current Service Cost	35	37
Interest Cost	17	19
Actuarial (Gains) / Losses- Demographic	-	-
Actuarial (Gains) / Losses- Financial	(5)	6
Actuarial (Gains) / Losses- Experience	2	(10)
Benefits paid	(20)	(43)
<b>Present Value of Defined benefit obligation at the end of the year</b>	<b>340</b>	<b>311</b>
<b>(ii) Assets and Liabilities recognised in the Balance Sheet</b>		
Present Value of Defined Benefit Obligation	340	311
<b>Amounts recognised as liability</b>	<b>340</b>	<b>311</b>
Recognised under:		
Non-current provisions (Refer note 17)	271	249
Current provisions (Refer note 17)	69	62
	<b>340</b>	<b>311</b>
	<b>For the year ended March 31, 2021</b>	<b>For the year ended March 31, 2020</b>
<b>(iii) Amounts recognised in statement of profit and loss in respect of these defined benefit plans are as follows.</b>		
Current Service Cost	35	37
Interest Cost	17	19
<b>Components of defined benefit costs recognised in profit or loss</b>	<b>52</b>	<b>56</b>
Remeasurement on the net defined benefit liability:		
Actuarial (Gain) / Loss due to Demographic Assumption changes	-	-
Actuarial (Gain) / Loss due to Financial Assumption changes	(5)	6
Actuarial (Gain) / Loss due to Experience	2	(10)
<b>Components of defined benefit costs recognised in other comprehensive income</b>	<b>(3)</b>	<b>(4)</b>
<b>Total</b>	<b>49</b>	<b>52</b>

## Notes forming part of the Consolidated Financial Statements

(All amounts in Rs. Lakhs, unless otherwise stated)

	As at March 31, 2021	As at March 31, 2020
<b>(iv) Actuarial Assumptions</b>		
Discount Rate	5.55%	5.95%
Attrition Rate	20%	20%
Increase in Compensation Cost	5.50%	6.25%
Retirement Age	60	60
<b>(v) Expected Future Cashflows</b>		
Particulars	March 31, 2021	March 31, 2020
Year 1	69	62
Year 2	69	54
Year 3	52	54
Year 4	40	42
Year 5	36	36
Years 6 to 10	106	97

Notes:

- (i) The estimates of future salary increases, considered in the actuarial valuation, takes into on account, inflation, seniority, promotions and other relevant factors, such as supply and demand in the employment market.
- (ii) The discount rate is based on the prevailing market yields of Indian government securities as at the Balance Sheet date for the estimated term of the obligation.

### (vi) Sensitivity analysis

Significant actuarial assumptions for the determination of the defined obligation are discount rate and expected salary increase. The sensitivity analyses below have been determined based on reasonably possible changes of the respective assumptions occurring at the end of the reporting period, while holding all other assumptions constant.

The following table summarizes the impact on defined benefit obligation arising due to increase / decrease in key actuarial assumptions by 50 basis points:

#### As at March 31, 2021

Defined Benefit Obligation	Discount rate	Rate of Increase in Compensation Cost
Impact of decrease	6	(7)
Impact of increase	(7)	6

#### As at March 31, 2020

Defined Benefit Obligation	Discount rate	Rate of Increase in Compensation Cost
Impact of decrease	6	(6)
Impact of increase	(6)	6

The sensitivity analysis presented above may not be representative of the actual change in the defined benefit obligation as it is unlikely that the change in assumptions would occur in isolation of one another as some of the assumptions may be correlated.

Furthermore, in presenting the above sensitivity analysis, the present value of the defined benefit obligation has been calculated using the projected unit credit method at the end of-the reporting period, which is the same as that applied in calculating the defined benefit obligation liability recognised in the balance sheet.



## Notes forming part of the Consolidated Financial Statements

(All amounts in Rs. Lakhs, unless otherwise stated)

### 32 FINANCIAL INSTRUMENTS

#### 32.1 Capital management

The Group manages its capital to ensure that it will be able to continue as a going concern while maximising the return to stakeholders through the optimisation of the debt and equity balance.

The capital structure of the Group consists of net debt and total equity of the Group.

The Group is not subject to any externally imposed capital requirements. The Group is fully funded by equity

#### 32.2 Categories of financial instruments

Particulars	As at	As at
	March 31, 2021	March 31, 2020
<b>Financial assets</b>		
<u>Measured at amortised cost</u>		
(a) Cash and bank balances	39,114	32,588
(b) Bank balances other than above	105	117
(c) Trade receivables	933	2,071
(d) Other financial assets at amortised cost	3,543	4,166
<b>Financial liabilities</b>		
<u>Measured at amortised cost</u>		
Lease liabilities	265	231
Other financial liability at amortised cost	2,313	3,230

#### 32.3 Financial risk management

The Group is exposed to foreign currency risk, liquidity risk, credit risk and interest risk which may impact the fair value of its financial instruments. The Group has a risk management policy to manage & mitigate these risks. The Group's risk management policy aims to reduce volatility in consolidated financial statements while maintaining balance between providing predictability in the Group's business plan along with reasonable participation in market movement.

#### 32.4 Market Risk

The Group's activities expose it primarily to the financial risks of changes in foreign currency exchange rates (see note 32.5).

#### 32.5 Foreign currency risk management

The Group undertakes transactions denominated in foreign currencies; consequently, exposures to exchange rate fluctuations arise.

The carrying amounts of the Group's foreign currency denominated monetary assets and monetary liabilities at the end of the reporting period are as follows.

Particulars	Liabilities as at		Assets as at	
	March 31, 2021	March 31, 2020	March 31, 2021	March 31, 2020
GBP	22	152	-	68
USD	865	1,643	18,185	15,650
Others*	1,088	1,174	6,593	5,654
<b>Total</b>	<b>1,975</b>	<b>2,969</b>	<b>24,778</b>	<b>21,372</b>

\* Others include currencies such as SGD, EUR, MYR, AUD, VND and NZD.

#### 32.5.1 Foreign currency sensitivity analysis

The Group is mainly exposed to the USD and GBP.

The following table details the Group's sensitivity to a 10% increase and decrease in the Rs. against the relevant foreign currencies. 10% is the sensitivity rate used when reporting foreign currency risk internally to key management personnel and represents management's assessment of the reasonably possible change in foreign exchange rates. The sensitivity analysis includes only outstanding foreign currency denominated monetary items and adjusts their translation at the period end for a 10% change in foreign currency rates. The sensitivity analysis includes external loans as well as loans to foreign operations within the Group where the denomination of the loan is in a currency other than the functional currency of the lender or the borrower. A positive number below indicates an increase in profit or equity where the Rs. strengthens 10% against the relevant currency. For a 10% weakening of the Rs. against the relevant currency, there would be a comparable impact on the profit or equity, and the balances below would be negative.

## Notes forming part of the Consolidated Financial Statements

(All amounts in Rs. Lakhs, unless otherwise stated)

Particulars	Impact on profit or loss for the year		Impact on total equity as at the end of the reporting period	
	March 31, 2021	March 31, 2020	March 31, 2021	March 31, 2020
<b>GBP sensitivity</b>				
Increase by 10%	(2)	(8)	(2)	(8)
Decrease by 10%	2	8	2	8
<b>USD sensitivity</b>				
Increase by 10%	1,732	1,401	1,732	1,401
Decrease by 10%	(1,732)	(1,401)	(1,732)	(1,401)
<b>Others sensitivity*</b>				
Increase by 10%	551	448	551	448
Decrease by 10%	(551)	(448)	(551)	(448)

\* Others include currencies such as SGD, EUR, MYR, AUD, VND and NZD.

In management's opinion, the sensitivity analysis is unrepresentative of the inherent foreign exchange risk because the exposure at the end of the reporting period does not reflect the exposure during the year.

### 32.6 Interest rate risk management

The Group is exposed to interest rate risk because the Group lend/ borrow funds at fixed interest rates. There is no exposure to market rate fluctuations.

The Group's exposures to interest rates on financial assets and financial liabilities are detailed in the liquidity risk management section of this note.

### 32.7 Credit risk management

Credit risk refers to the risk that a counterparty will default on its contractual obligations resulting in financial loss to the Group. The Group has adopted a policy of only dealing with creditworthy counterparties and obtaining sufficient collateral, where appropriate, as a means of mitigating the risk of financial loss from defaults. The Group uses other publicly available financial information and its own trading records to rate its major customers. The Group's exposure and the credit ratings of its counterparties are continuously monitored and the aggregate value of transactions concluded is spread amongst approved counterparties.

Trade receivables consist of a large number of customers, spread across diverse industries and geographical areas. Ongoing credit evaluation is performed on the financial condition of accounts receivables.

The Group does not have significant credit risk exposure to any single counterparty.

The credit risk on liquid funds and derivative financial instruments is limited because the counterparties are banks with high credit-ratings assigned by international credit-rating agencies.

#### Provision for expected credit losses

The Group provides for expected credit loss based on the following:

Category	Description of category	Basis for recognition of expected credit loss provision		
		Loans at amortised cost	Other financial assets at amortised cost	Trade receivables
High quality assets, negligible credit risk	Assets where the counter-party has strong capacity to meet the obligations and where the risk of default is negligible or nil	12-month expected credit losses	12-month expected credit losses	Life-time expected credit losses (simplified approach)
Standard assets, moderate credit risk	Assets where the probability of default is considered moderate, however counter-party has sufficient capacity to meet the obligations			
Low quality assets, very high credit risk	Assets where there is a high probability of default and is considered as high risk	Life-time expected credit losses	Life-time expected credit losses	
Doubtful assets, credit-impaired	Assets are written off when there is no reasonable expectation of recovery	Asset is written off		

## Notes forming part of the Consolidated Financial Statements

(All amounts in Rs. Lakhs, unless otherwise stated)

Particulars		Category	Asset group	Estimated gross carrying amount at default	Expected probability of default	Expected credit losses	Carrying amount net of impairment provision
<b>March 31, 2021</b>							
(a) Expected credit loss for loans and other financial assets at amortised cost							
Loss allowance measured at 12 month expected credit losses	Financial assets for which credit risk has not increased significantly since initial recognition	High quality assets, negligible credit risk	Loans at amortised cost	1,618	0%	-	1,618
		High quality assets, negligible credit risk	Other financial assets at amortised cost	163	0%	-	163
		Standard assets, moderate credit risk	Other financial assets at amortised cost	1,892	7%	130	1,762

(b) Expected credit loss for trade receivables under simplified approach

Ageing	0-30 Days	31-60 Days	61-90 Days	91-180 Days	180+ Days	Total outstanding
Gross carrying amount	791	121	-	2	1,279	2,193
Expected loss rate	0%	0%	0%	71%	98%	57%
Expected credit losses (Loss allowance provision)	-	-	-	1	1,259	1,260
<b>Carrying amount of trade receivables (net of impairment)</b>	<b>791</b>	<b>121</b>	<b>-</b>	<b>1</b>	<b>20</b>	<b>933</b>

Particulars		Category	Asset group	Estimated gross carrying amount at default	Expected probability of default	Expected credit losses	Carrying amount net of impairment provision
<b>March 31, 2020</b>							
(a) Expected credit loss for loans and other financial assets at amortised cost							
Loss allowance measured at 12 month expected credit losses	Financial assets for which credit risk has not increased significantly since initial recognition	High quality assets, negligible credit risk	Loans at amortised cost	1,618	0%	-	1,618
		High quality assets, negligible credit risk	Other financial assets at amortised cost	80	0%	-	80
		Standard assets, moderate credit risk	Other financial assets at amortised cost	2,509	2%	42	2,468

(b) Expected credit loss for trade receivables under simplified approach

Ageing	0-30 Days	31-60 Days	61-90 Days	91-180 Days	180+ Days	Total outstanding
Gross carrying amount	1,422	339	147	122	1,350	3,380
Expected loss rate	0%	0%	0%	0%	97%	39%
Expected credit losses (Loss allowance provision)	-	-	-	-	1,309	1,309
<b>Carrying amount of trade receivables (net of impairment)</b>	<b>1,422</b>	<b>339</b>	<b>147</b>	<b>122</b>	<b>41</b>	<b>2,071</b>

## Notes forming part of the Consolidated Financial Statements

(All amounts in Rs. Lakhs, unless otherwise stated)

### 32.8 Liquidity risk management

The Group manages liquidity risk by maintaining adequate reserves and banking facilities, by continuously monitoring forecast and actual cash flows, and by matching the maturity profiles of financial assets and liabilities.

#### 32.8.1 Liquidity and interest risk tables

The following tables detail the Group's remaining contractual maturity for its non-derivative financial liabilities with agreed repayment periods. The tables have been drawn up based on the undiscounted cash flows of financial liabilities based on the earliest date on which the Group can be required to pay. The tables include both interest and principal cash flows.

Particulars	Average effective interest rate(%)	Less than 1 year	1-2 years	2 years & above	Total carrying value
<b>March 31, 2021</b>					
Non-interest bearing	-	2,313	-	-	2,313
Fixed interest rate instruments	7.78%	99	192	-	291
		2,412	192	-	2,604
<b>March 31, 2020</b>					
Non-interest bearing	-	3,230	-	-	3,230
Fixed interest rate instruments	2.92% - 8.87%	125	92	39	256
		3,355	92	39	3,486

### 32.9 Fair value measurements

#### Fair value hierarchy

- Level 1 inputs are quoted prices (unadjusted) in active markets for identical assets or liabilities that the entity can access at the measurement date;
- Level 2 inputs are inputs, other than quoted prices included within Level 1, that are observable for the asset or liability, either directly or indirectly; and
- Level 3 inputs are unobservable inputs for the asset or liability.

There are no financial assets and liabilities measured at fair value as at March 31, 2021 and March 31, 2020

There have been no transfers between Level 1 and Level 2 during the year ended March 31, 2021 and March 31, 2020

#### Valuation Methodologies

Investments in mutual funds: The Group's investments consist primarily of investment in debt linked mutual funds. Fair values of investment securities classified as fair value through profit and loss are determined using the closing NAV and are classified as Level 1.

#### Fair value of financial assets and financial liabilities that are not measured at fair value

The management assessed that fair value of cash and cash equivalents, trade receivables, trade payables, other current assets and liabilities approximate their carrying amounts largely due to the short-term maturities of these instruments.

## 33 RELATED PARTY DISCLOSURES

### A. Names of related parties and nature of relationship:

#### 1) Parties where control exists:

##### Nature of relationship

##### (i) Holding companies:

Ultimate Holding Company  
Intermediate holding companies

##### Names of related parties

DXC Technology Company  
Computer Sciences Corporation, USA ('CSC, USA')  
DXC US International Inc.  
Lux 1 Holding Company, Inc.  
DXC Luxembourg International S.a.r.l.  
DXC Lux 5 S.a.r.l.  
DXC Luxembourg Holding S.a.r.l.  
DXC Lux 6 S.a.r.l.

## Notes forming part of the Consolidated Financial Statements

(All amounts in Rs. Lakhs, unless otherwise stated)

	DXC UK International Holdings Limited
	DXC UK International Services Limited
	DXC UK International Limited
	DXC UK International Operations Limited
	Xchanging Holdings Limited
	Xchanging B.V.
Immediate holding company	Xchanging (Mauritius) Limited, Mauritius ('XML, Mauritius')

### (ii) Key Managerial Personnel (KMP)

Whole time Director & Chief Financial Officer	Shrenik Kumar Champalal
Managing Director & Chief Executive Officer	Chandrasekhara Boddaju Rao
Company Secretary	Mayank Jain (Upto October 31, 2019)
Company Secretary	Aruna Mohandoss (from November 13, 2019)

### 2) Other Related Parties with whom transactions have taken place during the year:

#### Fellow subsidiaries

Xchanging Global Insurance Solutions Ltd., UK ('XGISL, UK')

Xchanging Technology Services India Private Limited, India ('XTSIPL, India')

Xchanging UK Limited, UK ('XUKL, UK')

Xchanging Asia Pacific Sdn Bhd, Malaysia ('XAPSB, Malaysia')

Xchanging Builders (India) Private Limited, India ('XBPL, India')

DXC Technology India Private Limited, India ('DXC, India')

CSC Technology Singapore Pte. Ltd ('CSC, Singapore')

DXC Technology Services Vietnam Co, Vietnam ('DXC, Vietnam')

EIT Services India Private Limited, India ('EIT, India')

E Services Singapore Pte.Ltd, Singapore ('E - Services, Singapore')

Ins-Sure Services Limited, UK ('Ins-Sure, UK')

CSC Consulting Inc., USA ('CSC Consulting, USA')

Enterprise Services LLC, USA ('Enterprise, USA')

CSC Corp - FSG US, USA ('CSC Corp, USA')

MSS-Americas Outsourcing, USA ('Americas Outsourcing, USA')

Service Mesh Inc., USA ('Service, USA')

Enterprise Services New Zealand, New Zealand ('Enterprise Services, New Zealand')

EntServ Deutschland GmbH, Germany ('EntServ, Germany') (effective from current financial year)

Enterprise Services Nederland B.V., Nederland ('Enterprise Services, Nederland') (effective from current financial year)

Enterprise Services Sverige AB, Sweden ('Enterprise Services, Sweden') (effective from current financial year)

CSC Switzerland GmbH, Switzerland ('CSC, Switzerland') (effective from current financial year)

CSC Computer Sciences Limited, UK ('CSC Computer, UK') (effective from current financial year)

EntServ UK Limited, UK ('EntServ, UK') (effective from current financial year)

UXC ECLIPSE USA LLC, USA ('UXC ECLIPSE, USA') (effective from current financial year)

FSG – Mynd Corp, USA ('FSG, USA') (effective from current financial year)

EntServ Malaysia Sdn Bhd, Malaysia ('EntServ, Malaysia') (effective from current financial year)

CSC Covansys Corporation, USA ('CSC Covansys, USA') (effective from current financial year)

## Notes forming part of the Consolidated Financial Statements

(All amounts in Rs. Lakhs, unless otherwise stated)

B. Summary of transactions with related parties is as follows:	Holding companies		Fellow subsidiaries		Total	
	For the year ended	For the year ended	For the year ended	For the year ended	For the year ended	For the year ended
	March 31, 2021	March 31, 2020	March 31, 2021	March 31, 2020	March 31, 2021	March 31, 2020

### Expenses paid on behalf of the Group:

XUKL, UK	-	-	21	55	21	55
XTSIPL, India	-	-	2,383	1,527	2,383	1,527
DXC, India	-	-	153	118	153	118
CSC, Singapore	-	-	936	891	936	891
DXC, Vietnam	-	-	383	308	383	308
E - Services, Singapore	-	-	113	201	113	201
Enterprise, USA	-	-	221	271	221	271
Americas Outsourcing, USA	-	-	33	-	33	-
Service, USA	-	-	29	28	29	28
Enterprise Services, New Zealand	-	-	-	10	-	10
XGISL, UK	-	-	4	-	4	-
FSG, USA	-	-	6	-	6	-
EntServ, Malaysia	-	-	23	-	23	-
CSC Covansys, USA	-	-	106	-	106	-
EIT, India	-	-	100	103	100	103
<b>Total</b>	-	-	<b>4,511</b>	<b>3,512</b>	<b>4,511</b>	<b>3,512</b>

### Expenses paid on behalf of the related party:

CSC, Singapore	-	-	-	19	-	19
XTSIPL, India	-	-	210	335	210	335
CSC, USA	-	3	-	-	-	3
<b>Total</b>	-	<b>3</b>	<b>210</b>	<b>354</b>	<b>210</b>	<b>357</b>

### Interest income on loans:

XTSIPL, India	-	-	108	108	108	108
XBPL, India	-	-	86	89	86	89
<b>Total</b>	-	-	<b>194</b>	<b>197</b>	<b>194</b>	<b>197</b>

### Revenue:

XGISL, UK	-	-	40	42	40	42
XAPSB, Malaysia	-	-	174	172	174	172
XTSIPL, India	-	-	79	60	79	60
DXC, India	-	-	595	552	595	552
CSC, Singapore	-	-	723	920	723	920
E - Services, Singapore	-	-	343	207	343	207
Ins-Sure, UK	-	-	279	223	279	223
EIT, India	-	-	18	30	18	30
CSC Consulting, USA	-	-	-	16	-	16
Enterprise, USA	-	-	453	430	453	430
CSC Corp, USA	-	-	94	120	94	120

## Notes forming part of the Consolidated Financial Statements

(All amounts in Rs. Lakhs, unless otherwise stated)

Summary of transactions with related parties is as follows:	Holding companies		Fellow subsidiaries		Total	
	For the year ended	For the year ended	For the year ended	For the year ended	For the year ended	For the year ended
	March 31, 2021	March 31, 2020	March 31, 2021	March 31, 2020	March 31, 2021	March 31, 2020

Americas Outsourcing, USA	-	-	-	103	-	103
CSC, Switzerland	-	-	365	-	365	-
EntServ, Germany	-	-	41	-	41	-
Enterprise Services, Nederland	-	-	6	-	6	-
Enterprise Services, Sweden	-	-	5	-	5	-
CSC Computer, UK	-	-	6	-	6	-
EntServ, UK	-	-	3	-	3	-
UXC ECLIPSE, USA	-	-	2	-	2	-
<b>Total</b>	-	-	<b>3,226</b>	<b>2,875</b>	<b>3,226</b>	<b>2,875</b>

### Other Income:

XTSIPL, India	-	-	13	-	13	-
<b>Total</b>	-	-	<b>13</b>	-	<b>13</b>	-

### Purchase of Assets:

EIT, India	-	-	1	18	1	18
<b>Total</b>	-	-	<b>1</b>	<b>18</b>	<b>1</b>	<b>18</b>

### Note:

(i) Amount below the rounding off norm adopted by the Group i.e. Rs 1 Lakh are not considered above

C. Summary of balances of related parties is as follows:	Holding companies		Fellow subsidiaries		Total	
	As at	As at	As at	As at	As at	As at
	March 31, 2021	March 31, 2020	March 31, 2021	March 31, 2020	March 31, 2021	March 31, 2020

### Trade Receivables:

XAPSB, Malaysia	-	-	100	15	100	15
XGISL, UK	-	-	-	8	-	8
XTSIPL, India	-	-	46	104	46	104
DXC, India	-	-	93	42	93	42
CSC, Singapore	-	-	72	72	72	72
Ins-Sure, UK	-	-	17	19	17	19
EIT, India	-	-	5	4	5	4
CSC Consulting, USA	-	-	-	3	-	3
Enterprise, USA	-	-	57	299	57	299
CSC Corp, USA	-	-	-	11	-	11
Enterprise Services, Nederland	-	-	6	-	6	-
Enterprise Services, Sweden	-	-	5	-	5	-
CSC, Switzerland	-	-	63	-	63	-
CSC Computer, UK	-	-	6	-	6	-
EntServ, UK	-	-	1	-	1	-
E - Services, Singapore	-	-	33	15	33	15
<b>Total</b>	-	-	<b>504</b>	<b>592</b>	<b>504</b>	<b>592</b>



## Notes forming part of the Consolidated Financial Statements

(All amounts in Rs. Lakhs, unless otherwise stated)

C. Summary of balances of related parties is as follows:	Holding companies		Fellow subsidiaries		Total	
	As at	As at	As at	As at	As at	As at
	March 31, 2021	March 31, 2020	March 31, 2021	March 31, 2020	March 31, 2021	March 31, 2020

### Trade Payables:

XUKL, UK	-	-	19	50	19	50
XGISL, UK	-	-	5	101	5	101
XTSIPL, India	-	-	160	411	160	411
DXC, India	-	-	20	-	20	-
CSC, Singapore	-	-	443	318	443	318
CSC, USA	554	873	-	-	554	873
EIT, India	-	-	11	65	11	65
Americas Outsourcing, USA	-	-	33	-	33	-
E - Services, Singapore	-	-	130	222	130	222
Enterprise, USA	-	-	43	72	43	72
Service, USA	-	-	5	7	5	7
Enterprise Services, New Zealand	-	-	-	10	-	10
EntServ, Malaysia	-	-	3	-	3	-
CSC Covansys, USA	-	-	11	-	11	-
FSG, USA	-	-	2	-	2	-
DXC, Vietnam	-	-	82	58	82	58
<b>Total</b>	<b>554</b>	<b>873</b>	<b>967</b>	<b>1,314</b>	<b>1,521</b>	<b>2,187</b>

### Expenses Recoverable:

XTSIPL, India	-	-	-	11	-	11
DXC, India	-	-	-	10	-	10
<b>Total</b>	<b>-</b>	<b>-</b>	<b>-</b>	<b>21</b>	<b>-</b>	<b>21</b>

### Lease receivable:

XTSIPL, India	-	-	147	-	147	-
<b>Total</b>	<b>-</b>	<b>-</b>	<b>147</b>	<b>-</b>	<b>147</b>	<b>-</b>

### Loans and Advances (including interest accrued):

XTSIPL, India	-	-	908	908	908	908
XBPL, India	-	-	725	725	725	725
<b>Total</b>	<b>-</b>	<b>-</b>	<b>1,633</b>	<b>1,633</b>	<b>1,633</b>	<b>1,633</b>

### Note:

(i) Amount below the rounding off norm adopted by the Group i.e. Rs 1 Lakh are not considered above

## D. Remuneration paid to the key managerial personnel

Particulars	For the year ended	For the year ended
	March 31, 2021	March 31, 2020
Salaries, bonus, etc.	67	62
<b>Total</b>	<b>67</b>	<b>62</b>

### Note:

(i) As gratuity and compensated absences provision are computed for all the employees in aggregate, the amounts relating to key managerial personnel cannot be individually identified.

## Notes forming part of the Consolidated Financial Statements

(All amounts in Rs. Lakhs, unless otherwise stated)

### 34 LEASES

(Refer note 2.6)

The Group has operating lease arrangements for its office premises. The lease arrangements for premises have been entered up to a maximum of four years from the respective dates of inception. Some of these lease arrangements have price escalation clauses.

#### A. Break-up of current and non-current lease liabilities :

The following is the break-up of current and non-current lease liabilities as at March 31, 2021

Particulars	As at	As at
	March 31, 2021	March 31, 2020
Current lease liabilities	85	113
Non-current lease liabilities	180	118
<b>Total</b>	<b>265</b>	<b>231</b>

#### B. Movement in Lease liabilities :

The following is the movement in lease liabilities during the year ended March 31, 2021

Particulars	As at	As at
	March 31, 2021	March 31, 2020
<b>Balance as at the beginning of the year</b>	231	-
Reclassified on account of adoption of IND AS 116 (Refer note 2.4)	-	169
Additions	190	165
Finance costs accrued during the period	26	13
Payment of Lease liabilities	(182)	(120)
Translation difference	-	4
<b>Balance as at the end of the year</b>	<b>265</b>	<b>231</b>

#### C. The table below provides details regarding the contractual maturities of lease liabilities as at March 31, 2021 on an undiscounted basis:

Particulars	As at	As at
	March 31, 2021	March 31, 2020
Less than one year	99	125
One to five years	192	131
More than five years	-	-
<b>Total</b>	<b>291</b>	<b>256</b>

#### D. Amounts recognized in profit or loss:

Particulars	For the year ended	For the year ended
	March 31, 2021	March 31, 2020
Interest on lease liabilities	26	13
Expenses relating to short- term leases	5	19
Depreciation of right of use of assets	114	113

#### E. Amounts recognized in statement of cash flows

Particulars	For the year ended	For the year ended
	March 31, 2021	March 31, 2020
Total cash outflows for leases	182	120

## Notes forming part of the Consolidated Financial Statements

(All amounts in Rs. Lakhs, unless otherwise stated)

### 35 CAPITAL AND OTHER COMMITMENTS

	As at March 31, 2021	As at March 31, 2020
<b>(a) Capital Commitments</b>		
Estimated value of contracts in capital account remaining to be executed (net of advances)	-	4

### 36 CONTINGENT LIABILITIES

(Refer note 2.13)

(i) Claims against the Company not acknowledged as debts:

Income tax matters [Note (a) & (b)]	2,582	3,353
Service tax matters [Note (c)]	2,359	2,359

<b>4,941</b>	<b>5,712</b>
--------------	--------------

#### Notes:

- The amount reflected above has been recognised after adjusting Rs. 468 relating to appeals settled on account of VsV Scheme during the year.
- Represents various income tax demands under appeal.
- The Company had received a Show Cause Notice ('SCN') from the Commissioner of Service Tax, Bangalore in October 2012 proposing a demand of service tax of Rs 23.59 crs. on import of certain services made by company during the FYs 2007-08 to 2011-12. In March 2013, a suitable reply to above SCN was filed by company stating the legal grounds in defence of the matter. In November 2020, the adjudicating authority i.e. the Principal Commissioner of Service Tax, Noida passed the Order In Original ('OIO') confirming the demand of service tax proposed in the SCN along with applicable interest and penalty. The company has filed an appeal before CESTAT in Allahabad against above OIO in April, 2021 after paying a pre-deposit amount of Rs 1.77 crs. Also refer note 11.
- The above contingent liabilities are possible obligation or present obligation that may (but probably will not) require an outflow of resources.
- It is not practicable for the Group to estimate the timings of cash outflows, if any, in respect of the above pending resolution of the respective proceedings.
- The Group does not expect any reimbursements in respect of the above contingent liabilities.

### 37 CORPORATE SOCIAL RESPONSIBILITY (CSR)

As per Section 135 of the Companies Act, 2013 applicable in the current year, gross amount required to be spent by the Company during the year is Rs.42 (2020: Rs.21) on various CSR initiatives. Amount spent during the year are mentioned below:

Sector in which the project is covered	Particulars	For the year ended March 31, 2021	For the year ended March 31, 2020
Education of underprivileged children	U&I Trust	-	21
Promoting education, including special education	Samarthanam Trust for the Disabled	42	-
<b>Total</b>		<b>42</b>	<b>21</b>

### 38 DELISTING OF THE COMPANY

Application for In-principal approval for Delisting of the Company was submitted with both the Stock Exchanges BSE and NSE on January 15, 2021. DXC Technology India Private Limited (Acquirer) had published the Public Announcement dated January 30, 2021 in the newspapers on February 01, 2021 and the Letter of Offer and Bid Forms were dispatched to the Shareholders on February 02, 2021 and the same was duly informed to the Stock Exchanges. The Bid Window was open from February 09, 2021 to February 15, 2021. The total number of Offer Shares validly tendered by the Public Shareholders in the Delisting Offer was 13,261,919 Offer Shares, as against 16,710,558 shares which is the minimum number of Offer Shares required to be offered by the Public Shareholders to make the Delisting Offer successful in terms of Regulation 17(1)(a) of the Delisting Regulations. Thus, the Delisting Offer is deemed to have failed in terms of Regulation 19(1) of the Delisting Regulations. Same was published in the newspapers and intimated to the Stock Exchanges.

## Notes forming part of the Consolidated Financial Statements

(All amounts in Rs. Lakhs, unless otherwise stated)

### 39 TRANSFER PRICING

The Group has carried out international transactions with associated enterprises. The Group appoints independent consultants to conduct a Transfer Pricing Study to determine whether the transactions with associated enterprises undertaken during the period are on an “arms length basis”. For the current period, the transfer pricing study shall be completed within the permissible time under the legislation and adjustments, if any, arising from the transfer pricing study shall be accounted for as and when the study is completed. However, the Management is confident that its international transactions with associated enterprises and within its subsidiaries are at arm’s length so that the aforesaid legislation/transactions will not have any material impact on the consolidated financial statements, particularly on the amount of tax expense and that of provision for taxation for the current period.

### 40 Additional information as required by Paragraph 2 of the General Instructions for Preparation of Consolidated Financial Statements to Schedule III to the Companies Act, 2013

Entity	Net assets, i.e., total assets minus total liabilities		Share in profit/(loss) for the year ended March 31, 2021		Share in other comprehensive income for the year ended March 31, 2021		Share in total other comprehensive income for the year ended March 31, 2021	
	As % of consolidated net assets	Amount	As % of consolidated profit or loss	Amount	As % of consolidated other comprehensive income	Amount	As % of consolidated total other comprehensive income	Amount
Xchanging Solutions Limited*	113%	62,877	31%	1,949	(285)	100%	1,664	100%
<u>Indian Subsidiaries</u>								
Nexplicit Infotech India Private Limited	0%	93	-	-	-	-	-	-
<u>Foreign Subsidiaries</u>								
Xchanging Solutions (Europe) Limited	-	-	0%	(4)	-	-	-	-
Xchanging Solutions (Singapore) Pte Limited	12%	6,693	16%	1,049	-	-	-	-
Xchanging Solutions (Malaysia) Sdn Bhd	-	-	0%	(7)	-	-	-	-
Xchanging Solutions (USA) Inc	(25%)	(13,809)	52%	3,257	-	-	-	-
<b>Total</b>	<b>100%</b>	<b>55,854</b>	<b>100%</b>	<b>6,244</b>	<b>(285)</b>	<b>100%</b>	<b>1,664</b>	<b>100%</b>

\* Includes elimination adjustments also.

### 41 DISCLOSURE AS PER REGULATION 34(3) OF THE SEBI (LISTING OBLIGATIONS AND DISCLOSURE REQUIREMENTS) REGULATIONS, 2015

Loans given to fellow subsidiaries in which directors are interested:

Name of the party	Relationship	Amount outstanding as at March 31, 2021	Maximum balance outstanding during the year
Xchanging Technology Services India Private Limited	Common Director	908 (908)	917 (934)
Xchanging Builders (India) Private Limited	Common Director	725 (725)	732 (985)

Note: Figures in bracket relate to previous year

### 42 During the year, SGD 1 (2020: SGD 1) has been received on account of Job support scheme announced by the Singapore government. Payout for this assistance has been received in 2021.

### 43 EVENTS AFTER THE REPORTING PERIOD

There are no events after the reporting period.

## Notes forming part of the Consolidated Financial Statements

(All amounts in Rs. Lakhs, unless otherwise stated)

### 44 APPROVAL OF FINANCIAL STATEMENTS

The financial statements of the Group have been reviewed and recommended by the Audit Committee to the Board, and approved by the Board of Directors at its meeting held on May 31, 2021.

### 45 PREVIOUS YEAR FIGURES

Previous year figures have been regrouped / reclassified wherever necessary.

For **Deloitte Haskins & Sells LLP**  
Chartered Accountants  
Firm's Registration No. 117366W/W-100018

**Gurvinder Singh**  
Partner  
Membership No. 110128

Place: Bengaluru  
Date: May 31, 2021

**For and on behalf of the Board of Directors**

**Chandrasekhara Rao Boddaju**  
Managing Director and  
Chief Executive Officer  
DIN: 08185777

Place: Hyderabad  
Date: May 31, 2021

**Shrenik Kumar Champalal**  
Whole Time Director and  
Chief Financial Officer  
DIN: 08099410

Place: Bengaluru  
Date: May 31, 2021

**Aruna Mohandoss**  
Company Secretary

Place: Chennai  
Date: May 31, 2021

Pursuant to first proviso to Sub-section (3) of Section 129 read with Rule 5 of Companies (Accounts) Rules, 2014  
Statement containing salient features of the Financials Statements of Subsidiaries/Associates Companies /  
Joint Ventures as included in the consolidated Financial Statements

## Part – “A”: Subsidiaries

(INR in Lakhs)

S. No.	Particulars	Xchanging Solution Europe Ltd.*	Xchanging Solutions (USA) Inc.	Xchanging Solutions Singapore Pte Ltd.
1.	Date since when subsidiary was acquired	March 31, 2004	July 2, 2004	March 31, 2004
2.	Reporting period	April 1, 2020 - March 31, 2021		
3.	Reporting currency	1 GBP = 100.81	1\$ = 73.07	1 SGD = 54.38
4.	Share Capital	0.001	7,256.05	1,250.81
5.	Reserves & Surplus	0.000	(21,059.97)	5,443.08
6.	Total Assets	0.001	15,002.19	8,116.45
7.	Total Current Liabilities	0.000	1,090.73	1,422.56
8.	Investments	-	20.00	0.00
9.	Turnover	0	11,543.54	5,320.85
10.	Profit (Loss) before Taxation	(4.24)	3,332.46	1,245.55
11.	Provision for taxation	-	131.46	190.12
12.	Profit after taxation	(4.24)	3,201.00	1,055.43
13.	Proposed dividend	-	-	-
14.	Extent of shareholding (in percentage)	100%	100%	100%

**Note:**

\* The Company is under liquidation.

Nexplicit Infotech India Private Limited and Xchanging Solutions (Malaysia) Sdn Bhd are the step-down subsidiaries of the Company. Nexplicit Infotech India Private Limited is under liquidation and the liquidation process of Xchanging Solutions (Malaysia) Sdn Bhd, Malaysia is complete and its status on the Company Commission of Malaysia is updated as dissolved.

## NOTICE OF ANNUAL GENERAL MEETING

**Notice** is hereby given that the 20<sup>th</sup> Annual General Meeting ("AGM") of the members of Xchanging Solutions Limited ("the Company") will be held on Monday, September 27, 2021 at 11:00 A.M. IST through Video Conferencing / Other Audio Visual Means ("VC" / "OAVM") to transact the following business:

### ORDINARY BUSINESS

1. To receive, consider and adopt:
  - a. the Audited Standalone Financial Statements of the Company for the financial year ended March 31, 2021, together with the Reports of the Board of Directors and the Auditors thereon; and
  - b. the Audited Consolidated Financial Statements of the Company for the financial year ended March 31, 2021, together with the Report of the Auditors thereon.

and, in this regard, to consider and if thought fit, to pass, with or without modification(s), the following resolutions as **Ordinary Resolutions**:

- a. **RESOLVED THAT** the Audited Standalone Financial Statements of the Company for the financial year ended March 31, 2021 and the reports of the Board of Directors and Auditors thereon, as circulated to the Members, be and are hereby considered and adopted."
  - b. **RESOLVED THAT** the Audited Consolidated Financial Statements of the Company for the financial year ended March 31, 2021 and the report of Auditors thereon, as circulated to the Members, be and are hereby considered and adopted."
2. To appoint a Director in place of Mrs. Gidugu Tatavarti Kalpana (DIN: 06644105), who retires by rotation and being eligible, offers herself for re-appointment as a Director and if thought fit, to pass, with or without modification(s), the following resolution as an **Ordinary Resolution**:

"**RESOLVED THAT** in accordance with the provisions of Section 152 and other applicable provisions of the Companies Act, 2013, Mrs. Gidugu Tatavarti Kalpana (DIN: 06644105), who retires by rotation at this meeting, be and is hereby appointed as a Director of the Company."
  3. To re-appoint Auditors and fix their remuneration and in this regard, pass the following resolution as an **Ordinary Resolution**:

"**RESOLVED THAT** pursuant to the provisions of Section 139, 142 and other applicable provisions, if any, of the Companies Act, 2013 read with the Companies (Audit and Auditors) Rules, 2014 (including any statutory modification(s) or re-enactment(s) thereof, for the time being in force), M/s Deloitte Haskins & Sells LLP, Chartered Accountants, (Firm Registration No. 117366W/W-100018), be and is hereby appointed as Statutory Auditors of the Company to hold office from the conclusion of this Annual General Meeting till the conclusion of the 25<sup>th</sup> Annual General Meeting of the Company on such remuneration as may be decided by the Board of Directors in consultation with the Statutory Auditors of the Company."

### SPECIAL BUSINESS

#### 4. RE-APPOINTMENT OF MR. SHRENIK KUMAR

#### CHAMPALAL (DIN: 08099410) AS WHOLE TIME DIRECTOR (EXECUTIVE DIRECTOR) OF THE COMPANY

To consider re-appointment of Mr. Shrenik Kumar Champalal (DIN: 08099410) as the Whole Time Director of the Company for the period of 3 years from March 31, 2021 to March 30, 2024 and, in this regard, pass the following resolution as a **Special Resolution**:

**RESOLVED THAT** pursuant to the recommendation of the Nomination and Remuneration Committee and approval of the Board of Directors of the Company, and in accordance with the provisions of Section 152, 196, 197, 198, 203 and other applicable provisions if any, of the Companies Act, 2013 and the Companies (Appointment and Remuneration of Managerial Personnel) Rules, 2014 (including any statutory modification or re-enactment thereof) read with Schedule V of the Companies Act, 2013, Mr. Shrenik Kumar Champalal (DIN: 08099410), Whole Time Director of the Company in respect of whom the Company has received a notice in writing from a Member proposing his candidature for the office of Director pursuant to Section 160 of the Companies Act, 2013, be and is hereby re-appointed as the Whole Time Director of the Company for a period of three years with effect from March 31, 2021 to March 30, 2024, liable to retire by rotation, on the payment of remuneration and other terms and conditions as set out below:

#### A. Tenure:

The appointment of Mr. Shrenik Kumar Champalal as Whole Time Director (designated as Executive Director) is for a period of 3 years with effect from March 31, 2021 to March 30, 2024 and he shall be liable to retire by rotation.

#### B. Duties:

Mr. Shrenik Kumar Champalal shall perform such duties and exercise such powers as may from time to time be entrusted to him, subject to the superintendence and control of the Board of Directors of the Company.

#### C. Salary & Commission:

Mr. Shrenik Kumar Champalal shall be paid the remuneration including the perquisites, not exceeding INR 60 Lacs per annum during the term of his tenure as Whole Time Director as recommended by the Nomination and Remuneration Committee. He shall not be entitled to any commission during his tenure as Whole Time Director.

#### D. Reimbursement of Travel and out of pocket expenses:

Mr. Shrenik Kumar Champalal shall be entitled for actual reimbursement of travel and out of pocket expenses incurred for business purpose of the Company.

**RESOLVED FURTHER THAT** the Whole Time Director shall perform such duties and services as shall from time to time be entrusted to him including the powers exercisable by the Board under the Articles of Association of the Company and shall undertake to use his best endeavors to promote the interests of the Company and comply with such orders and directions as may be given to him by the Board from time to time.



## Notice of Annual General Meeting

**RESOLVED FURTHER THAT** the Board of Directors be and is hereby authorized to do all such acts, deeds and things and execute all such documents, instruments and writings as may be required and to delegate all or any of its powers herein conferred to any Committee of Directors or Director(s) to give effect to the aforesaid resolution.

### 5. APPOINTMENT OF MR. NACHIKET VIBHAKAR SUKHTANKAR (DIN: 08778377) AS DIRECTOR OF THE COMPANY

To consider appointment of Mr. Nachiket Vibhakar Sukhtankar (DIN: 08778377) as a Director of the Company and, in this regard, pass the following resolution as an **Ordinary Resolution**:

**"RESOLVED THAT** pursuant to the provisions of Section 152 and all other applicable provisions, if any, of the Companies Act, 2013 (hereinafter referred to as 'the Act') and the relevant Rules made thereunder (including any statutory modification(s) or re-enactment thereof, for the time being in force), and the applicable Regulations under the Securities and Exchange Board of India (Listing Obligations and Disclosure Requirements) Regulations, 2015, the provisions of the Articles of Association of the Company, Mr. Nachiket Vibhakar Sukhtankar (DIN: 08778377), who was appointed as an Additional Director of the Company at their meeting held on August 13, 2021, based on the recommendation of the Nomination and Remuneration Committee of the Board and who holds office as such up to the date of ensuing Annual General Meeting and in respect of whom the Company has received a notice in writing under Section 160 of the Companies Act, 2013 from a Member proposing his candidature for the office of Director, be and is hereby appointed as a Director of the Company liable to retire by rotation.

**RESOLVED FURTHER THAT** the Board of Directors be and is hereby authorized to do all such acts, deeds and things and execute all such documents, instruments and writings as may be required and to delegate all or any of its powers herein conferred to any Committee of Directors or Director(s) to give effect to the aforesaid resolution.

### 6. APPOINTMENT OF MR. NACHIKET VIBHAKAR SUKHTANKAR (DIN: 08778377) AS MANAGING DIRECTOR CUM CHIEF EXECUTIVE OFFICER OF THE COMPANY FOR A PERIOD OF THREE YEARS

To consider appointment of Mr. Nachiket Vibhakar Sukhtankar (DIN: 08778377) as the Managing Director cum Chief Executive Officer (CEO) of the Company for a period of 3 years from August 13, 2021 upto August 12, 2024 and, in this regard, pass the following resolution as a **Special Resolution**:

**"RESOLVED THAT** in accordance with the recommendation of the Nomination and Remuneration Committee and approval of the Board of Directors and pursuant to the provisions of Sections 196, 197, 198 and 203 of the Act, read with Schedule V to the Act, and other applicable provisions, if any, of the Act and the rules made thereunder, (including any statutory modification(s) or re-enactment

thereof, for the time being in force) and the Articles of Association of the Company, consent of the Members be and is hereby accorded to the appointment of Mr. Nachiket Vibhakar Sukhtankar (DIN: 08778377) as Chief Executive Officer of the Company, and as Managing Director of the Company for a period of three years with effect from August 13, 2021 upto August 12, 2024 on the terms and conditions including remuneration as set out below:

#### 1. Tenure:

The appointment of Mr. Nachiket Vibhakar Sukhtankar as Managing Director (Executive Director) is for a period of 3 years with effect from August 13, 2021 upto August 12, 2024. He shall be liable to retire by rotation.

#### 2. Duties:

Mr. Nachiket Vibhakar Sukhtankar shall perform such duties and exercise such powers as may from time to time be entrusted to him, subject to the superintendence and control of the Board of Directors of the Company.

#### 3. Salary & Commission:

Mr. Nachiket Vibhakar Sukhtankar will draw "Nil" remuneration from the Company as mutually agreed between him and the Company. He shall not be entitled to any commission during his tenure as Managing Director.

#### 4. Reimbursement of Travel and out of pocket expenses:

Mr. Nachiket Vibhakar Sukhtankar shall be entitled for actual reimbursement of travel and out of pocket expenses incurred for business purpose of the Company.

**RESOLVED FURTHER THAT** the Managing Director shall perform such duties and services as shall from time to time be entrusted to him including the powers exercisable by the Board under the Articles of Association of the Company and shall undertake to use his best endeavors to promote the interests of the Company and comply with such orders and directions as may be given to him by the Board from time to time.

**RESOLVED FURTHER THAT** the Board of Directors be and is hereby authorized to do all such acts, deeds and things and execute all such documents, instruments and writings as may be required and to delegate all or any of its powers herein conferred to any Committee of Directors or Director(s) to give effect to the aforesaid resolution.

By Order of the Board of Directors  
For **Xchanging Solutions Limited**

**Place:** Bengaluru  
**Date:** August 13, 2021

**Aruna Mohandoss**  
Company Secretary  
Membership No: A24023

**Registered office:**  
Kalyani Tech Park - Survey No 1, 6 & 24,  
Kundanhalli Village, K R Puram Hobli,  
Bengaluru - 560 066

## Notice of Annual General Meeting

### I. NOTES:

1. In view of the outbreak of the COVID-19 pandemic, social distancing is a norm to be followed and the Ministry of Corporate Affairs ("MCA") has vide its General Circular nos. 14/2020 dated April 8, 2020; 17/2020 dated April 13, 2020; 20/2020 dated May 05, 2020; 02/2021 dated January 13, 2021 issued by MCA (hereinafter referred as "MCA Circulars") read with Circular number SEBI/HO/CFD/CMD1/CIR/P/2020/79 dated May 12, 2020 and Circular No. SEBI/HO/CFD/CMD2/CIR/P/2021/11 dated January 15, 2021 issued by the Securities and Exchange Board of India ("SEBI Circular") and in compliance with the provisions of the Companies Act, 2013 ("the Act") and the SEBI (Listing Obligations and Disclosure Requirements) Regulations, 2015 ("SEBI Listing Regulations"), the 20<sup>th</sup> Annual General Meeting (AGM) of the Company is being conducted through VC/OAVM Facility, which does not require physical presence of Members at a common venue. The deemed venue for the AGM shall be Registered Office of the Company.
2. In terms of the MCA Circulars since the physical attendance of Members has been dispensed with, there is no requirement of appointment of proxies. Accordingly, the facility of appointment of proxies by Members under Section 105 of the Companies Act, 2013 ("**The Act**") will not be available for the AGM. However, in pursuance of Section 112 and Section 113 of the Act, representatives of the Members may be appointed for the purpose of voting through remote e-Voting, for participation in the AGM through VC/OAVM Facility and e-Voting during the AGM.
3. The Explanatory Statement pursuant to Section 102 of the Act setting out the material facts concerning the business under Item No. 4 to 6 is annexed with this Notice. The Board of Directors of the Company at its meeting held on August 13, 2021 considered that the Special Business under Item No. 4 to 6, be transacted at the AGM of the Company.
4. Institutional/Corporate Shareholders (i.e. other than individuals/HUF, NRI, etc) are required to send a scanned copy (PDF/JPEG Format) of its Board Resolution or governing body Resolution / Authorisation etc., authorising its representative to attend the AGM through VC/OAVM Facility on its behalf and to vote through remote e-voting. The said Resolution/Authorization shall be sent to the Scrutinizer by email through their registered email address to [cs.ankushagarwal@gmail.com](mailto:cs.ankushagarwal@gmail.com) with copies marked to the Company at [compliance@xchanging.com](mailto:compliance@xchanging.com) and to its Registrars and Transfer Agents ("**RTA**") at [inward.ris@kfinetech.com](mailto:inward.ris@kfinetech.com).
5. In terms of the applicable provisions of the Act, SEBI (Listing Obligations & Disclosure Requirements) Regulations 2015 ("**SEBI Listing Regulations**") read with the MCA Circulars and SEBI Circular, the Annual Report including Notice of the AGM of the Company will also be available on the website of the Company at <https://www.dxc.com/in/en/about-us/xchanging-solutions-limited-investor-relations>. The same can also be accessed from the websites of the Stock Exchanges i.e. BSE Limited and National Stock Exchange of India Limited at [www.bseindia.com](http://www.bseindia.com) and [www.nseindia.com](http://www.nseindia.com) respectively and on the website of e-voting agency M/s KFin Technologies Private Limited ("**KFin Technologies**") at <https://evoting.kfintech.com>
6. Since the AGM will be held through VC/OAVM Facility, the Attendance Slip, Proxy Form and Route Map are not annexed to the Notice.
7. The Company has appointed KFin Technologies, RTA of the Company, to provide Video Conferencing Facility for the AGM and to act as the attendant enablers for conducting the AGM.
8. Pursuant to the provisions of the MCA Circulars on convening AGM through VC / OAVM:
  - a. Members can attend the meeting through log in credentials provided to them to connect to Video Conference. Physical attendance of the Members at the Meeting venue is not required.
  - b. Appointment of proxy to attend and cast vote on behalf of the member is not available.
  - c. Body Corporates are entitled to appoint authorised representatives to attend the AGM through VC/OAVM and participate thereat and cast their votes through e-voting.
9. The Members may join the AGM through VC/ OAVM Facility by following the procedure mentioned herein below in the Notice which shall be kept open for the Members from 10:30 A.M. IST i.e. 30 (Thirty) minutes before the time scheduled to start the AGM.
10. Members may note that the VC/OAVM facility, provided by KFin Technologies, allows participation of at-least 1,000 Members on a first-come-first served basis ("FIFO"). The large shareholders (i.e. shareholders holding 2% or more shareholding), promoters, institutional investors, directors, key managerial personnel, the Chairpersons of the Audit Committee, Nomination and Remuneration Committee and Stakeholders Relationship Committee, auditors, etc. can attend the AGM without any restriction on account of FIFO principle.
11. The attendance of the Members (members logins) attending the AGM through VC/ OAVM Facility shall be counted for the purpose of reckoning the quorum under Section 103 of the Act.
12. **Remote e-Voting:** Pursuant to the provisions of Section 108 of the Companies Act, 2013 read with Rule 20 of the Companies (Management and Administration) Rules, 2014, as amended, Secretarial Standard on General Meetings ("**SS-2**") issued by the Institute of Company Secretaries of India ("**ICSI**") and Regulation 44 of the SEBI Listing Regulations, as amended, and the MCA Circulars, the Company is providing facility of remote e-voting to its Members through e-Voting agency 'KFin Technologies'.

The Remote e-voting period commences on September 24, 2021 (9:00 A.M. IST) and ends on September 26, 2021 (5:00 P.M. IST). During this period, Members of the Company, holding shares either in physical form or in dematerialized form, as on the Cut-off date of Monday, September 20, 2021, may cast their votes electronically.

## Notice of Annual General Meeting

13. **Voting at the e-AGM:** Members who could not vote through remote e-voting may avail the e-voting system provided at the time of the meeting:
  - a. The e-Voting "Thumb sign" on the left hand corner of the video screen shall be activated upon instructions of the chairman during the e-AGM proceedings. Shareholders shall click on the same to take them to the "instapoll" page
  - b. Members to click on the "Instapoll" icon to reach the resolution page and follow the instructions to vote on the resolutions.
  - c. Only those shareholders, who are present in the e-AGM and have not casted their vote on the Resolutions through remote e-Voting and are otherwise not barred from doing so, shall be eligible to vote through e-Voting system available during the e-AGM.
14. In case of joint holders attending the AGM, the Member whose name appears as the first holder in the order of names as per the Register of Members of the Company will be entitled to vote.
15. Voting rights shall be reckoned on the paid-up value of shares registered in the name of member/beneficial owners (in case of electronic shareholding) as on the **Cut-off date i.e. Monday, September 20, 2021.**
16. The SEBI has mandated the submission of Permanent Account Number ("**PAN**") by every participant in securities market. Members holding shares in electronic form are, therefore, requested to submit PAN to their Depository Participants with whom they are maintaining their demat accounts. Members holding shares in physical form can submit their PAN details to the Company/Registrar and Share Transfer Agent.
17. Securities of listed companies would be transferred in dematerialised form only w.e.f. April 1, 2019. In view of the same, Members holding shares in physical form are requested to convert their holdings to dematerialized form to eliminate all risks associated with physical shares and for ease of portfolio management. Members can contact the Company's RTA for assistance in this regard.
18. In terms of provisions of Section 152 of the Act, Mrs. Gidugu Tatavarti Kalpana retires by rotation at the AGM. The Nomination and Remuneration Committee and the Board of Directors of the Company recommend her re-appointment.
19. Relevant details in respect of the Director seeking re-appointment at the AGM, in terms of Regulations 26(4) and 36(3) of the SEBI Listing Regulations and Clause 1.2.5 of SS - 2 issued by ICSI are also annexed to this notice.
20. The Register of Members and Share Transfer Books of the Company will remain closed from Tuesday, September 21, 2021 to Monday, September 27, 2021 (both days inclusive) for the purposes of the AGM.
21. Mr. Ankush Agarwal, Partner (Membership No. F9719 & COP No. 14486) or failing him Mr. Mohit Maheshwari, Partner (Membership No. F9565 & COP No. 19946) of M/s. MAKES & CO., Company Secretaries (FRN : P2018UP067700), has been appointed as the Scrutinizer to scrutinize the remote e-voting process and casting of vote through the e-voting system during the AGM in a fair and transparent manner.
22. The Scrutinizer shall, immediately after the conclusion of voting at the AGM, first count the votes cast during the AGM, thereafter unblock the votes cast through remote e-voting and make, not later than 48 hours of conclusion of the AGM, a consolidated Scrutinizer's Report of the total votes cast in favour or against, if any, to the Chairman or a person authorised by him in writing, who shall countersign the same. The resolutions, if passed by requisite majority, shall be deemed to have been passed on the date of the AGM i.e. September 27, 2021.
23. The Results declared along with the report of the Scrutinizer shall be placed on the website of the Company at <https://www.dxc.com/in/en/about-us/xchanging-solutions-limited-investor-relations> and on the website of KFin Technologies at <https://evoting.kfintech.com>, immediately after the declaration of result by the Chairman or any person authorized by him in writing and the same shall be communicated to BSE Limited and National Stock Exchange of India Limited.
24. The Register of Directors and Key Managerial Personnel and their shareholding, maintained under Section 170 of the Act, and the Register of Contracts or Arrangements in which the directors are interested, maintained under Section 189 of the Act, will be available electronically for inspection by the members during the AGM.
25. The Company has designated an exclusive Email ID [compliance@xchanging.com](mailto:compliance@xchanging.com) for redressal of shareholders complaints/grievances and for any investor related queries, you are requested to please write to us at the above Email ID.
26. KFin Technologies Private Limited, ("KFin"), the Company's Registrar and Transfer Agent will provide the facility for voting through remote e-voting; for participating at the AGM through VC / OAVM and for e-voting during the AGM.
27. Generally, a Member entitled to attend and vote at a meeting is entitled to appoint a proxy to attend and vote on a poll instead of himself and the proxy need not be a Member of the Company. Since the AGM is being held through VC / OAVM, physical attendance of Members is dispensed with and consequently, the facility for appointment of proxies is not applicable. Hence proxy forms and attendance slips are not annexed to this Notice.
28. The Register of Directors and Key Managerial Personnel and their shareholding, maintained under Section 170 of the Act, the Register of Contracts or Arrangements in which the Directors are interested, maintained under Section 189 of the Act, will be available for inspection by the Members through electronic mode during the AGM.
29. Corporate Members intending to authorise their representatives to attend the meeting pursuant to Section 113 of the Act, are requested to email certified copy of the Board / governing body resolution / authorisation etc. authorising their representatives to attend and vote on their behalf. The documents should be emailed to [compliance@xchanging.com](mailto:compliance@xchanging.com) and a copy marked to



## Notice of Annual General Meeting

[evoting@kfintech.com](mailto:evoting@kfintech.com) with the subject line **XCHANGING SOLUTIONS LIMITED**.

### DISPATCH OF ANNUAL REPORT, PROCESS FOR REGISTRATION OF EMAIL ID FOR OBTAINING COPY OF NOTICE AND ANNUAL REPORT:

1. In accordance with the provisions of the MCA and SEBI circulars, the AGM Notice along with the Annual Report are being sent through email only to Members whose email IDs are registered with KFin; National Securities Depository Limited ("NSDL") and / or Central Depository Services (India) Limited ("CDSL") (collectively referred to as Depositories or NSDL / CDSL).
2. The AGM Notice and the Annual Report are available on the Company's website <https://www.dxc.com/in/en/about-us/xchanging-solutions-limited-investor-relations>, the website of KFin <https://evoting.kfintech.com> and also on those of the BSE Limited [www.bseindia.com](http://www.bseindia.com) and the National Stock Exchange of India Limited [www.nseindia.com](http://www.nseindia.com).
3. Members who have still not registered their email IDs are requested to do so at the earliest.
  - Members holding shares in electronic mode can get their email ID registered by contacting their respective Depository Participant.
  - Members holding shares in physical mode are requested to register their email ID with the Company or KFin, for receiving the AGM Notice and Annual Report. Requests can be through email or by logging into <https://ris.kfintech.com/clientservices/mobileereg/mobileemailreg.aspx>.

We urge Members to support this Green Initiative effort of the Company and get their email ID registered.

### PROCEDURE FOR JOINING THE AGM THROUGH VC / OAVM:

4. Members will be able to attend the AGM through VC / OAVM or view the live webcast of the AGM at <https://emeetings.kfintech.com/> by using their remote e-voting login credentials and selecting the 'Event' for Company's AGM.

Members who do not have the User ID and Password for e-voting or have forgotten the User ID and Password may retrieve the same by following the remote e-voting instructions mentioned in the AGM Notice. Further, Members can also use the OTP based login for logging into the e-voting system.

5. Members may join the AGM through laptops, smartphones, tablets or ipads for better experience. Further, Members will be required to use internet with a good speed to avoid any disturbance during the AGM. Members will need the latest version of Chrome, Safari, Internet Explorer 11, MS Edge or Mozilla Firefox.

Please note that participants connecting from mobile devices or tablets or through laptops connecting via mobile hotspot may experience audio / video loss due to fluctuation in their respective network. It is therefore recommended to use stable Wi-Fi or LAN connection to mitigate any glitches.

Members will be required to grant access to the web-cam to enable two-way video conferencing.

6. Facility of joining the AGM through VC / OAVM shall open 30

minutes before the time scheduled for the AGM and shall be kept open throughout the AGM. Members will be able to participate in the AGM through VC / OAVM on a first-come-first-serve basis.

Large Members (i.e. Members holding 2% or more shareholding), promoters, institutional investors, directors, key managerial personnel, the Chairpersons of the Audit Committee, Nomination and Remuneration Committee and Stakeholders Relationship Committee, Auditors, etc. will not be subject to the aforesaid restriction of first-come first-serve basis.

7. Institutional Members are encouraged to participate at the AGM through VC / OAVM and vote thereat.
8. Members, holding shares as on the cut-off date i.e. September 20, 2021 and who would like to speak or express their views or ask questions during the AGM may register themselves as speakers at <https://emeetings.kfintech.com> and clicking on "Speaker Registration" during the period from Friday, September 24, 2021 (9:00 a.m. IST) upto Sunday, September 26, 2021 (5:00 p.m. IST). Those Members who have registered themselves as a speaker will only be allowed to speak / express their views / ask questions during the AGM. The Company reserves the right to restrict the number of questions and number of speakers, as appropriate for smooth conduct of the AGM.

Alternatively, Members holding shares as on the cut-off date may also visit <https://emeetings.kfintech.com> and click on the tab 'Post Your Queries' and post their queries / views / questions in the window provided, by mentioning their name, demat account number / folio number, email ID and mobile number. The window will close at 3.00 p.m. (IST) on Sunday, September 26, 2021.

9. Members who need assistance before or during the AGM, relating to use of technology, can contact KFin at 1800 309 4001 or write to them at [evoting@kfintech.com](mailto:evoting@kfintech.com).

### PROCEDURE FOR REMOTE E-VOTING AND VOTING DURING THE AGM:

10. Members are requested to attend and participate at the ensuing AGM through VC / OAVM and cast their vote either through remote e-voting facility or through e-voting facility to be provided during AGM.
11. The facility of e-voting during the AGM will be available to those Members who have not cast their vote by remote e-voting. Members, who cast their vote by remote e-voting, may attend the AGM through VC / OAVM, but will not be entitled to cast their vote once again on the resolutions. If a Member casts votes by both modes i.e. voting at AGM and remote e-voting, voting done through remote e-voting shall prevail and vote at the AGM shall be treated as invalid.
12. In case of any query and / or assistance required, relating to attending the AGM through VC / OAVM mode, Members may refer to the Help & Frequently Asked Questions (FAQs) and 'AGM VC / OAVM' user manual available at the download Section of <https://evoting.kfintech.com> or contact Mr. Anandan K, KFin at the email ID [evoting@kfintech.com](mailto:evoting@kfintech.com) or call KFin's toll free No.: 1800 309 4001 for any further clarifications / technical assistance that may be required.

## Notice of Annual General Meeting





13. In compliance with the provisions of Section 108 of the Act, Rule 20 of the Companies (Management and Administration) Rules, 2014, as amended from time to time, Regulation 44 of the Listing Regulations read with SEBI circular no. SEBI/HO/CFD/CMD/CIR/P/2020/242 dated December 9, 2020 relating to 'e-voting Facility Provided by Listed Entities' ("SEBI e-voting Circular"), the Company is pleased to provide to Members facility to exercise their right to vote on resolutions proposed to be considered at the AGM by electronic means through e-voting services arranged by KFin. Members may cast their votes using an electronic voting system from a place other than the venue of the AGM ("remote e-voting").
14. The remote e-voting period commences on Friday, September 24, 2021 (9:00 a.m. IST) and ends on Sunday, September 26, 2021 (5:00 p.m. IST). During this period, Members of the Company holding shares either in physical form or in demat form, as on the cut-off date i.e. Monday, September 20, 2021 may cast their vote by remote e-voting. The remote e-voting module shall be disabled by KFin for voting thereafter. Once the vote on a resolution is cast by a Member, the Member shall not be allowed to change it subsequently.
15. The voting rights of Members shall be in proportion to their shares in the paid-up equity share capital of the Company as on the cut-off date.
16. Any person holding shares in physical form and non-individual shareholders holding shares as of the cut-off date, may obtain the login ID and password by sending a request at [evoting@kfintech.com](mailto:evoting@kfintech.com). In case they are already registered with KFin for remote e-voting, they can use their existing User ID and password for voting.
17. In terms of SEBI e-voting Circular, e-voting process has been enabled for all 'individual demat account holders', by way of a single login credential, through their demat accounts / websites of Depositories / Depository Participant(s) ("DP").
18. Individual Members having demat account(s) would be able to cast their vote without having to register again with the e-voting service provider ("ESP") i.e. KFin, thereby not only facilitating seamless authentication but also ease and convenience of participating in the e-voting process. Members are advised to update their mobile number and e-mail ID with their DPs to access the e-voting facility.
19. The process and manner for remote e-voting and joining and voting at the AGM are explained below:
  - Step 1 : Access to Depositories e-voting system in case of individual Members holding shares in demat mode.
  - Step 2 : Access to KFin e-voting system in case of Members holding shares in physical and non-individual Members in demat mode.
  - Step 3 : Access to join the AGM on KFin system and to participate and vote thereat.

**Details on Step 1 are mentioned below:**

### **i) Login for remote e-voting for Individual Members holding equity shares in demat mode.**

Type of Member	Login Method
Individual Members holding securities in demat mode with NSDL	<p><b>Existing Internet-based Demat Account Statement ("IDeAS") facility Users:</b></p> <ol style="list-style-type: none"> <li>1. Visit the e-services website of NSDL <a href="https://eservices.nsdl.com">https://eservices.nsdl.com</a> either on a personal computer or on a mobile.</li> <li>2. On the e-services home page click on the "Beneficial Owner" icon under "Login" which is available under 'IDeAS' section. Thereafter enter the existing user id and password.</li> <li>3. After successful authentication, Members will be able to see e-voting services under 'Value Added Services'. Please click on "Access to e-voting" under e-voting services, after which the e-voting page will be displayed.</li> <li>4. Click on company name i.e. 'Xchanging Solutions Limited' or e-voting service provider i.e. KFin.</li> <li>5. Members will be re-directed to KFin's website for casting their vote during the remote e-voting period and voting during the AGM.</li> </ol> <p><b>Those not registered under IDeAS:</b></p> <ol style="list-style-type: none"> <li>1. Visit <a href="https://eservices.nsdl.com">https://eservices.nsdl.com</a> for registering.</li> <li>2. Select "Register Online for IDeAS Portal" or click at <a href="https://eservices.nsdl.com/SecureWeb/IdeasDirectReg.jsp">https://eservices.nsdl.com/SecureWeb/IdeasDirectReg.jsp</a>.</li> <li>3. Visit the e-voting website of NSDL <a href="https://www.evoting.nsdl.com/">https://www.evoting.nsdl.com/</a>.</li> <li>4. Once the home page of e-voting system is launched, click on the icon "Login" which is available under 'Shareholder / Member' section. A new screen will open.</li> <li>5. Members will have to enter their User ID (i.e. the sixteen digit demat account number held with NSDL), password / OTP and a Verification Code as shown on the screen.</li> <li>6. After successful authentication, Members will be redirected to NSDL Depository site wherein they can see e-voting page.</li> </ol>

## Notice of Annual General Meeting

Type of Member	Login Method
	<p>7. Click on company name i.e Xchanging Solutions Limited or e-voting service provider name i.e KFin after which the Member will be redirected to e-voting service provider website for casting their vote during the remote e-voting period and voting during the AGM.</p> <p>8. Members can also download the NSDL Mobile App "NSDL Speede" facility by scanning the QR code mentioned below for seamless voting experience.</p> <p style="text-align: center;"><b>NSDL Mobile App is available on</b></p> <div style="display: flex; justify-content: center; align-items: center;"> <div style="text-align: center; margin-right: 20px;">  <b>App Store</b> </div> <div style="text-align: center; margin-right: 20px;">  <b>Google Play</b> </div> </div> <div style="display: flex; justify-content: center; align-items: center; margin-top: 10px;">   </div>
Individual Members holding securities in demat mode with CDSL	<ol style="list-style-type: none"> <li><b>1. Existing user who have opted for Electronic Access To Securities Information ("Easi / Easiest") facility:</b> <ol style="list-style-type: none"> <li>i. Visit <a href="https://web.cdslindia.com/myeasi/home/login">https://web.cdslindia.com/myeasi/home/login</a> or <a href="http://www.cdslindia.com">www.cdslindia.com</a></li> <li>ii. Click on New System Myeasi.</li> <li>iii. Login to MyEasi option under quick login.</li> <li>iv. Login with the registered user ID and password.</li> <li>v. Members will be able to view the e-voting Menu.</li> <li>vi. The Menu will have links of KFin e-voting portal and will be redirected to the e-voting page of KFin to cast their vote without any further authentication.</li> </ol> </li> <li><b>2. User not registered for Easi / Easiest</b> <ol style="list-style-type: none"> <li>i. Visit <a href="https://web.cdslindia.com/myeasi/Registration/EasiRegistration">https://web.cdslindia.com/myeasi/Registration/EasiRegistration</a> for registering.</li> <li>ii. Proceed to complete registration using the DP ID, Client ID (BO ID), etc.</li> <li>iii. After successful registration, please follow the steps given in point no. 1 above to cast your vote.</li> </ol> </li> <li><b>3. Alternatively, by directly accessing the e-voting website of CDSL</b> <ol style="list-style-type: none"> <li>i. Visit <a href="http://www.cdslindia.com">www.cdslindia.com</a></li> <li>ii. Provide Demat Account Number and PAN</li> <li>iii. System will authenticate user by sending OTP on registered mobile and email as recorded in the Demat Account.</li> <li>iv. After successful authentication, please enter the e-voting module of CDSL. Click on the e-voting link available against the name of the Company, viz. 'Xchanging Solutions Limited' or select KFin.</li> <li>v. Members will be re-directed to the e-voting page of KFin to cast their vote without any further authentication.</li> </ol> </li> </ol>
Individual Members login through their demat accounts / Website of Depository Participant	<ol style="list-style-type: none"> <li>i. Members can also login using the login credentials of their demat account through their DP registered with the Depositories for e-voting facility.</li> <li>ii. Once logged-in, Members will be able to view e-voting option.</li> <li>iii. Upon clicking on e-voting option, Members will be redirected to the NSDL / CDSL website after successful authentication, wherein they will be able to view the e-voting feature.</li> <li>iv. Click on options available against Xchanging Solutions Limited or KFin.</li> <li>v. Members will be redirected to e-voting website of KFin for casting their vote during the remote e-voting period without any further authentication.</li> </ol>

**Important note:** Members who are unable to retrieve User ID / Password are advised to use Forgot user ID and Forgot Password option available at respective websites.

## Notice of Annual General Meeting

### Helpdesk for Individual Members holding securities in demat mode for any technical issues related to login through NSDL / CDSL:

Login type	Helpdesk details
Securities held with NSDL	Please contact NSDL helpdesk by sending a request at <a href="mailto:evoting@nsdl.co.in">evoting@nsdl.co.in</a> or call at toll free no.: <b>1800 1020 990</b> and <b>1800 22 44 30</b>
Securities held with CDSL	Please contact CDSL helpdesk by sending a request at <a href="mailto:helpdesk.evoting@cdslindia.com">helpdesk.evoting@cdslindia.com</a> or contact at <b>022- 23058738</b> or <b>022-23058542-43</b>

#### Details on Step 2 are mentioned below:

#### II) Login method for e-voting for Members other than Individual Members holding shares in demat mode and Members holding securities in physical mode.

(A) Members whose email IDs are registered with the Company / Depository Participants(s), will receive an email from KFin which will include details of e-voting Event Number (EVEN), USER ID and password.

They will have to follow the following process:

- i. Launch internet browser by typing the URL: <https://emeetings.kfintech.com/>
- ii. Enter the login credentials (i.e. User ID and password). In case of physical folio, User ID will be EVEN (E-Voting Event Number), followed by folio number. In case of Demat account, User ID will be your DP ID and Client ID. However, if a Member is registered with KFin for e-voting, they can use their existing User ID and password for casting the vote.
- iii. After entering these details appropriately, click on "LOGIN".
- iv. Members will now reach password change Menu wherein they are required to mandatorily change the password. The new password shall comprise of minimum 8 characters with at least one upper case (A- Z), one lower case (a-z), one numeric value (0-9) and a special character (@, #, \$, etc.). The system will prompt the Members to change their password and update their contact details viz. mobile number, email ID etc. on first login. Members may also enter a secret question and answer of their choice to retrieve their password in case they forget it. It is strongly recommended that Members do not share their password with any other person and that they take utmost care to keep their password confidential.
- v. Members would need to login again with the new credentials.
- vi. On successful login, the system will prompt the Member to select the "EVEN" i.e., "Xchanging Solutions Limited AGM" and click on "Submit"
- vii. On the voting page, enter the number of shares (which represents the number of votes) as on the Cut-off Date under "FOR/AGAINST" or alternatively, a Member may partially enter any

number in "FOR" and partially "AGAINST" but the total number in "FOR/AGAINST" taken together shall not exceed the total shareholding as mentioned herein above. A Member may also choose the option ABSTAIN. If a Member does not indicate either "FOR" or "AGAINST" it will be treated as "ABSTAIN" and the shares held will not be counted under either head.

- viii. Members holding multiple folios / demat accounts shall choose the voting process separately for each folio / demat account.
  - ix. Voting has to be done for each item of the notice separately. In case a Member does not desire to cast their vote on any specific item, it will be treated as abstained.
  - x. A Member may then cast their vote by selecting an appropriate option and click on "Submit".
  - xi. A confirmation box will be displayed. Click "OK" to confirm else "CANCEL" to modify. Once a Member has voted on the resolution(s), they will not be allowed to modify their vote. During the voting period, Members can login any number of times till they have voted on the Resolution(s).
- (B) Members whose email IDs are not registered with the Company/Depository Participants(s), and consequently the Annual Report, Notice of AGM and e-voting instructions cannot be serviced, will have to follow the following process:
- i. Members who have not registered their email address, thereby not being in receipt of the Annual Report, Notice of AGM and e-voting instructions, may temporarily get their email address and mobile number submitted with KFin, by accessing the link: <https://ris.kfintech.com/clientservices/mobilereg/mobileemailreg.aspx>.
  - ii. Members are requested to follow the process as guided to capture the email address and mobile number for receiving the soft copy of the AGM Notice and e-voting instructions along with the User ID and Password. In case of any queries, Members may write to [einward.ris@kfintech.com](mailto:einward.ris@kfintech.com).
  - iii. Alternatively, Members may send an e-mail request at the email id [einward.ris@kfintech.com](mailto:einward.ris@kfintech.com) along with scanned copy of the request letter, duly signed, providing their email address, mobile number, self-



## Notice of Annual General Meeting

attested PAN copy and Client Master copy in case of electronic folio and copy of share certificate in case of physical folio for sending the Annual report, Notice of AGM and the e-voting instructions.

- iv. After receiving the e-voting instructions, please follow all the above steps to cast your vote by electronic means.

**Details on Step 3 are mentioned below:**

### III) Instructions for all the shareholders, including Individual, other than Individual and Physical, for attending the AGM of the Company through VC/OAVM and e-voting during the meeting.

- i. Members will be able to attend the AGM through VC / OAVM platform provided by KFin. Members may access the same at <https://emeetings.kfintech.com/> by using the e-voting login credentials provided in the email received from the Company / KFin.
- ii. After logging in, click on the Video Conference tab and select the EVEN of the Company.
- iii. Click on the video symbol and accept the meeting etiquettes to join the meeting. Please note that Members who do not have the user id and password for e-voting or have forgotten the same may retrieve them by following the remote e-voting instructions mentioned above.

### Other Instructions:

- I. A person, whose name is recorded in the Register of Members or in the Register of Beneficial Owners maintained by the Depositories as on the cut-off date only shall be entitled to avail the facility of remote e-voting as well as voting at the AGM.
- II. The voting rights of Members shall be in proportion to their shares of the paid up equity share capital of the Company as on the cut-off date i.e. Monday, September 20, 2021.
- III. Any person who acquires shares of the Company and becomes a Member of the Company after dispatch of the Notice of AGM and holding shares as of the cut-off date i.e. Monday, September 20, 2021 may obtain the User ID and Password in the manner as mentioned below:
  - a. If the mobile number of the Member is registered against Folio No. / DP ID Client ID, the Member may send SMS: MYEPWD<space>E-voting Event Number + Folio No. or DP ID Client ID to +91 9212993399  
Example for NSDL: MYEPWD<SPACE>IN12345612345678  
Example for CDSL: MYEPWD<SPACE>1402345612345678

Example for Physical: MYEPWD<SPACE>XXX1234567890

- b. If email ID of the Member is registered against Folio No. / DP ID Client ID, then on the home page of <https://evoting.kfintech.com>, the Member may click 'Forgot password' and enter Folio No. or DP ID Client ID and PAN to generate a password.
  - c. Members may call KFin toll free number 1800 309 4001.
  - d. Members may send an email request to: [evoting@kfintech.com](mailto:evoting@kfintech.com). If the Member is already registered with the KFin e-voting platform then such Member can use his / her existing User ID and password for casting the vote through remote e-voting.
- IV. The Board of Directors has appointed Mr. Ankush Agarwal, Partner (Membership No. F9719 & COP No. 14486) or failing him Mr. Mohit Maheshwari, Partner (Membership No. F9565 & COP No. 19946) of M/s. MAKS & CO., Company Secretaries (FRN : P2018UP067700), as a Scrutinizer to scrutinize the remote e-voting process and e-voting at the AGM in a fair and transparent manner.
  - V. The procedure for e-voting during the AGM is same as the instructions mentioned above for remote e-voting since the AGM is being held through VC / OAVM. The e-voting window shall be activated upon instructions of the Chairman of the AGM during the AGM. E-voting during the AGM is integrated with the VC / OAVM platform and no separate login is required for the same.
  - VI. The Results declared alongwith the report of the Scrutinizer shall be placed on the website of the Company at <https://www.dxc.com/in/en/about-us/xchanging-solutions-limited-investor-relations> and on the website of KFin Technologies at <https://evoting.kfintech.com>, immediately after the declaration of result by the Chairman or any person authorized by him in writing and the same shall be communicated to BSE Limited and National Stock Exchange of India Limited.

By Order of the Board of Directors  
For **Xchanging Solutions Limited**

**Place:** Bengaluru  
**Date:** August 13, 2021

**Aruna Mohandoss**  
Company Secretary  
Membership No: A24023

**Registered office:**  
Kalyani Tech Park - Survey No 1, 6 & 24,  
Kundanhalli Village, K R Puram Hobli,  
Bengaluru - 560 066

## Notice of Annual General Meeting

### II. DETAILS OF DIRECTOR/AUDITORS SEEKING APPOINTMENT/RE-APPOINTMENT AS REQUIRED UNDER REGULATION 36(3) & (5) OF THE SEBI (LISTING OBLIGATIONS AND DISCLOSURE REQUIREMENTS) REGULATIONS, 2015:

#### ITEM NO. 2:

Mrs. Gidugu Tatavarti Kalpana (DIN 06644105) was appointed as a Non-executive Director of the Company with effect from March 27, 2018 by the Board of Directors of the Company and is liable to retire by rotation. As she is retiring by rotation at this AGM and being eligible, offers herself for re-appointment as a Director, it is proposed to re-appoint her as a Director of the Company.

The disclosure relating to the Directors seeking re-appointment/ appointment are furnished pursuant to Regulation 36 of the Securities and Exchange Board of India (Listing Obligations and Disclosure Requirements) Regulations, 2015 and Clause 1.2.5 of the Secretarial Standard-2 as annexed to the Notice.

Mrs. Gidugu Tatavarti Kalpana is not disqualified from being appointed as a Director in terms of Section 164 of the Act. The Directors recommend the Resolution set out at Item No. 2 of the accompanying notice for the approval of members.

Except Mrs. Gidugu Tatavarti Kalpana, none of the other Directors and Key Managerial Personnel of the Company and their relatives is, in any way, concerned or interested, financially or otherwise in the Resolution set out at Item No. 2.

#### ITEM NO. 3:

The Members of the Company at the 16th Annual General Meeting held on September 13, 2017 approved the appointment of M/s Deloitte Haskins & Sells LLP, Chartered Accountants, (Firm Registration No. 117366W/W-100018), as the Statutory Auditors of the Company for a period of four years from the conclusion of the said AGM. M/s Deloitte Haskins & Sells LLP, Chartered Accountants would be completing their term as the Statutory Auditors of the Company at this ensuing AGM and in accordance with Section 139 of the Act, M/s Deloitte Haskins & Sells LLP are eligible for re-appointment for a further term of five years.

The Board of Directors at their meeting held on May 31, 2021, based on recommendation of the Audit Committee, have approved the re-appointment of M/s. Deloitte Haskins & Sells LLP, Chartered Accountants, as the Statutory Auditors of the Company for a term of 5 (five) years i.e. from the conclusion of this AGM till the conclusion of 25<sup>th</sup> AGM. The re-appointment is subject to approval of the shareholders of the Company.

In accordance with the provisions of Sections 139, 141 and other applicable provisions, if any, of the Companies Act, 2013 ("the Act") read with the Companies (Audit and Auditors) Rules, 2014 and the Securities and Exchange Board of India (Listing Obligations and Disclosure Requirements) Regulations, 2015 ("Listing Regulations"), M/s. Deloitte Haskins & Sells LLP, Chartered Accountants, have provided their consent and eligibility certificate to that effect that, their re-appointment, if made, would be in compliance with the applicable laws.

The Terms and Conditions of Re-appointment are as under:

- **Terms of Appointment:** 5 years from the conclusion of this AGM till the conclusion of AGM for FY 2025-2026 to carry

out Audit of the Financial Statements and Annual Financial Results of the Company and Limited Review of the Unaudited Quarterly Financial Results of the Company. All other terms of appointment shall be as per Letter of Engagement

- **Proposed Fees:** As may be decided by the Board of Directors in consultation with the Statutory Auditors of the Company plus applicable taxes and reimbursement of travelling and other out-of-pocket expenses actually incurred by them in connection with the audit of accounts of the Company.
- **Credentials:** Deloitte Haskins & Sells, Mumbai has been converted to a Limited Liability Partnership (LLP), with the name Deloitte Haskins & Sells LLP ("DHS LLP" or "Firm"), w.e.f. November 20, 2013. DHS LLP is registered with the Institute of Chartered Accountants of India (Registration No. 117366W/W-100018). The Firm has around 2,500 professionals and staff. DHS LLP has offices in Mumbai, Delhi, Kolkata, Chennai, Bengaluru, Ahmedabad, Hyderabad, Coimbatore, Kochi, Pune, Jamshedpur and Goa. The registered office of the Firm is One International Center, Tower 3, 27<sup>th</sup> to 32<sup>nd</sup> Floor, Senapati Bapat Marg, Elphinstone Road (West), Mumbai - 400013, Maharashtra, India.

### III. EXPLANATORY STATEMENT AS REQUIRED UNDER SECTION 102 OF THE COMPANIES ACT, 2013.

#### ITEM NO. 4:

#### RE-APPOINTMENT OF MR. SHRENIK KUMAR CHAMPALAL AS WHOLE TIME DIRECTOR (EXECUTIVE DIRECTOR) OF THE COMPANY

Mr. Shrenik Kumar Champalal (DIN: 08099410) was appointed as Whole Time Director of the Company by the shareholders of the Company at their Annual General Meeting held on September 26, 2018 and his present term of appointment expired on March 30, 2021. The Nomination and Remuneration Committee vide its circular resolution dated February 10, 2021 and the Board of Directors of the Company at its meeting held on February 11, 2021, recommended the re-appointment of Mr. Shrenik Kumar Champalal as Whole Time Director of the Company for a further period of three years from March 31, 2021 to March 30, 2024 subject to the approval of members/ shareholders of the Company in the ensuing Annual General Meeting as a Special Resolution, at the remuneration, in accordance with norms laid down in Section 196, 197 and other applicable provisions of the Companies Act, 2013 and the rules made there under Schedule V of Companies act, 2013.

He has given his consent for re-appointment as a Whole-time Director of the Company and has confirmed that he is not disqualified from being appointed as a Director under Section 164 of the Act and Listing Regulations. He is also not debarred from holding the office of Director by virtue of any SEBI order or any other such authority. The terms as set out in the Resolution and explanatory statement may be treated as an abstract of the terms of appointment pursuant to Section 196 of the Act.

Schedule V of the Companies Act, 2013 provides that where in any financial year during the currency of tenure of the Executive Director, a Company has no profits or its profits are inadequate, it may pay remuneration up to the limit prescribed therein, which is based on the effective capital of the Company, provided the minimum remuneration payable to such Directors is approved by

## Notice of Annual General Meeting

the members by way of a Special Resolution. The Special Resolution so passed shall be valid for a period of three years.

Although the Company has shown profit from operations in the current financial years, it is proposed to approve the above in order to enable the Company to pay the remuneration to its Directors in the eventuality of loss/ inadequacy of profits.

The payment of minimum remuneration to Mr. Shrenik Kumar Champalal as stated above is subject to the approval of the members.

The Company has received a notice in writing from a member under Section 160 of the Act proposing the candidature of Mr. Shrenik Kumar Champalal for the office of Director of the Company.

The disclosure relating to the Directors seeking re-appointment/ appointment are furnished pursuant to Regulation 36 of the Securities and Exchange Board of India (Listing Obligations and Disclosure Requirements) Regulations, 2015 and Clause 1.2.5 of the Secretarial Standard-2 as annexed to the Notice.

The resolution seeks for the approval of members as a Special Resolution for the re-appointment of Mr. Shrenik Kumar Champalal as Whole Time Director of the Company from March 31, 2021 to March 30, 2024, pursuant to the provisions of Section 196 and 197 read with Schedule V and other applicable provisions of the Companies Act, 2013 and the rules made there under.

Except Mr. Shrenik Kumar Champalal, being an appointee, none of the Directors and Key Managerial Personnel of the Company and their relatives are in any way, concerned or interested, financially or otherwise, in the resolution set out at Item No.4.

The Board of Directors accordingly recommends the Special Resolution set out at Item No. 4 of the Notice for the approval of the members.

### ITEM NO. 5 & 6:

#### **APPOINTMENT OF MR. NACHIKET VIBHAKAR SUKHTANKAR (DIN: 08778377) AS MANAGING DIRECTOR CUM CHIEF EXECUTIVE OFFICER OF THE COMPANY FOR A PERIOD OF THREE YEARS**

The Board of Directors in its meeting held on August 13, 2021 appointed Mr. Nachiket Vibhakar Sukhtankar as Additional Director under Section 161 of the Companies Act, 2013 to hold office up to the date of this AGM as per Article 93 of the Articles of Association of the Company.

The Board on the recommendation of the Nomination & Remuneration Committee at its meeting held on August 13, 2021 has further appointed Mr. Nachiket Vibhakar Sukhtankar as Chief Executive Officer of the Company, and as Managing Director of the Company for a period of 3 years with effect from August 13, 2021 upto August 12, 2024 and his appointment is subject to the approval of the shareholders.

Mr. Nachiket Vibhakar Sukhtankar (DIN: 08778377) is the Managing Director of one of the Promoter Companies i.e. DXC Technology India Private Limited. He will be drawing the remuneration from the Promoter Company and he will not receive any remuneration from the Company for acting as Managing

Director of the Company. He has been appointed as Director on August 10, 2020 in DXC Technology India Private Limited and will draw remuneration from there.

Considering the rich experience of Mr. Nachiket Vibhakar Sukhtankar (DIN: 08778377) and the benefit which the Company may have from his insights and global perspective, the Nomination & Remuneration Committee along with the Board recommends his appointment as a Director of the Company liable to retire by rotation & Chief Executive Officer of the Company and as a Managing Director for a period of 3 years with effect from August 13, 2021 upto August 12, 2024.

The Company has received a notice in writing from a member under Section 160 of the Act proposing the candidature of Mr. Nachiket Vibhakar Sukhtankar for the office of Director of the Company.

The disclosure relating to the Directors seeking re-appointment/ appointment are furnished pursuant to Regulation 36 of the Securities and Exchange Board of India (Listing Obligations and Disclosure Requirements) Regulations, 2015 and Clause 1.2.5 of the Secretarial Standard-2 as annexed to the Notice.

Mr. Nachiket Vibhakar Sukhtankar (DIN: 08778377) is not disqualified from being appointed as a Director in terms of Section 164 of the Act, nor debarred from holding the office of Director by virtue of any SEBI order or any other such authority and has given his consent for the said appointment. The terms as set out in the Resolution and explanatory statement may be treated as an abstract of the terms of appointment pursuant to Section 196 of the Act.

Accordingly, it is proposed to seek Member's approval for the appointment of Mr. Nachiket Vibhakar Sukhtankar (DIN: 08778377) as a Director of the Company liable to retire by rotation under Item No. 5 through an Ordinary Resolution and as a Managing Director cum Chief Executive Officer of the Company under Item No. 6 as a Special Resolution.

Except Mr. Nachiket Vibhakar Sukhtankar (DIN: 08778377), being an appointee, none of the Directors and Key Managerial Personnel of the Company and their relatives are in any way, concerned or interested, financially or otherwise, in the resolutions set out at Item No. 5 and 6.

The Board of Directors accordingly recommends the Ordinary Resolution and Special Resolution as set out at Item No. 5 & 6 respectively of the Notice for the approval of the members.

By Order of the Board of Directors  
For **Xchanging Solutions Limited**

**Place:** Bengaluru  
**Date:** August 13, 2021

**Aruna Mohandoss**  
Company Secretary  
Membership No: A24023

**Registered office:**  
Kalyani Tech Park - Survey No 1, 6 & 24,  
Kundanhalli Village, K R Puram Hobli,  
Bengaluru - 560 066



## Notice of Annual General Meeting

In Item no. 2, 3, 4 and 5, Additional Information pursuant to Regulation 36(3) of the Securities and Exchange Board of India (Listing Obligations and Disclosure Requirements) Regulations, 2015

Name of the Director	Mrs. Gidugu Kalpana Tatavarti	Mr. Shrenik Kumar Champalal	Mr. Nachiket Vibhakar Sukhtankar
DIN	06644105	08099410	08778377
Date of Birth	July 30, 1966	February 1, 1976	June 26, 1968
Age	55 years	45 years	53 years
Date of first appointment on the Board	March 27, 2018	March 31, 2018	August 13, 2021
Qualification	Mrs. Gidugu Kalpana Tatavarti holds Bachelor of Arts in English Literature and Diploma in Marketing and Sales	Mr. Shrenik Kumar Champalal is a Chartered Accountant	Mr. Nachiket Vibhakar Sukhtankar holds a master's degree in economics from Northwestern University and a bachelor's degree in electrical engineering, as well as economics and business, from Lafayette College
Relation with Promoters/ Directors	She has no relationship with Promoters/Directors	He is an Associate Vice President-Finance of the Company. He has no relationship with Promoters/Directors	He is the Managing director of a Promoter Company (DXC Technology India Private Limited). He has been appointed as Managing director on August 10, 2020 in DXC Technology India Private Limited.
Remuneration last drawn	NA	Rs. 50.14 lakhs	NA
Expertise in Functional area	<p>Mrs. Gidugu Kalpana Tatavarti brings diverse experience of over 20 years spanning Marketing, Sales and Leadership Development.</p> <p>She is Founder of Parity Consulting and Training operating since May 2016, a boutique diversity and inclusion firm. The firm partners with organizations in building safe and inclusive workplaces. The firm is also empanelled with the Ministry of Women and Child Development as a service provider for conducting training on Sexual Harassment of Women at Workplace (Prevention, Prohibition and Redressal) Act, 2013. She sits as an External Committee for organisations on their POSH Committee.</p> <p>She is also a certified Executive coach from the Coaching Foundation of India, besides being certified in psychometric instruments such as MBTI, FIRO-B, DISC and the EQi 2.0, she is also certified in Transactional Analysis. As an Angel Investor,</p>	<p>Mr. Shrenik Kumar Champalal is a Chartered Accountant with 20 years of progressive and successful experience in Controllershship, Reporting &amp; technical accounting advisory role in various countries.</p> <p>He has a strong background in corporate finance, financial and statutory reporting, auditing, controllership along with expertise in International and Indian accounting standards.</p> <p>He has acquired valuable international experience working with management and business cultures in Canada, UAE and UK. He is an exceptional leader, motivator, and team builder who is goal-oriented and excels in a fast-paced, high pressure environment.</p> <p>He has actively participated in the development of the various corporate strategic plans. He has contributed significantly in the development and management of the various financial controls. He has led financial reporting integration and automation projects in various countries.</p>	<p>Mr. Nachiket Vibhakar Sukhtankar brings over 25 years of experience in business strategy, management and leadership at both the regional and global levels. He has worked in the technology and IT services sector with TCS, Infosys and, most recently, Accenture.</p> <p>His expertise on driving efficiencies, performance and satisfaction while delivering innovative technology solutions to customers. He drives to improve business leadership and competitive position of the company and helps to define and implement the Company's global delivery and innovation center strategy, in support of DXC's focus on the enterprise technology stack.</p>

## Notice of Annual General Meeting

Name of the Director	Mrs. Gidugu Kalpana Tatavarti	Mr. Shrenik Kumar Champalal	Mr.Nachiket Vibhakar Sukhtankar
	she invests in early stage startups. She is a founder of Manasvini, an NGO that provides interest free micro credit to women in economically disadvantaged areas of urban cities to encourage their economic/business aspirations.	He worked with Companies like Lovelock & Lewes (PwC) and Dubai International Capital LLC prior to joining Xchanging.	
Directorships in other Public Companies (other than Xchanging Solutions Ltd.)	Nil	Nil	Nil
Chairman/Member (Other than Xchanging Solutions Ltd.) of:	Chairman	Member	Chairman
Audit Committee	Nil	Nil	Nil
Shareholders' Grievances Committee	Nil	Nil	Nil
Membership / Chairmanship in Committees of Xchanging Solutions Limited	1. Stakeholders Relationship Committee-Member 2. Corporate Social Responsibility Committee-Member 3. Nomination and Remuneration Committee-Member	1. Stakeholders Relationship Committee-Member 2. Corporate Social Responsibility Committee-Member 3. Audit Committee-Member 4. Risk Management Committee -Chairman	1. Risk Management Committee -Member
Number of shares held in Xchanging Solutions Limited	Nil	1	Nil
Percentage of shareholding	NA	NA	NA
Number of meetings of the Board attended during the year	5	3	NA







## Shareholder Information

### **XCHANGING SOLUTIONS LIMITED**

Registered office: Kalyani Tech Park - Survey No 1,  
6 & 24, Kundanhalli Village, K R Puram Hobli,  
Bengaluru – 560066  
Tel : +91 80 43640000

For Corporate reports and Company News, visit our website at:  
<https://www.dxc.com/in/en/about-us/xchanging-solutions-limited-investor-relations>

### **STOCK EXCHANGES**

Company is Listed on the following stock exchanges (Ticker Symbol: XCHANGING)  
BSE (BSE Limited)  
NSE (National Stock Exchange of India Limited)

### **Safe Harbor Statement**

Certain statements in this document are forward looking statements which involve a number of risks and uncertainties that could cause actual results to differ materially from those in such forward looking statements. The risks and uncertainties regarding fluctuations in earnings, our ability to manage growth, intense competition in IT services, including those factors which may affect our cost advantage, wage increases in India, our ability to attract and retain highly skilled professionals, time and cost overruns in fixed price, fixed time frame contracts, client concentration, restrictions on immigration, our ability to manage our international operations, reduced demand for technology in our key focus areas, disruptions in telecommunication networks, our ability to successfully complete and integrate potential acquisitions, liability for damages on our service contracts, etc. The Company does not undertake to update any forward-looking statement that may be made from time to time by or on behalf of the Company.

*If undelivered please return to:*

**XCHANGING SOLUTIONS LIMITED**

CIN: L72200KA2002PLC030072

Kalyani Tech Park - Survey No 1, 6 & 24,  
Kundanhalli Village, K R Puram Hobli,  
Bengaluru – 560066